

## Luminaire

Code T40001WFLW00  
Name Ego 55S FLAT WO Wide flood 3000K ALL

## Measurerm.

Code FTS1501238  
Name Ego 55S FLAT WO Wide flood 3000K ALL

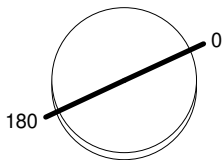
Luminaire Flux	76 lm	Luminaire Power	1.2 W	Efficacy	63.542 lm/W	Efficiency	100.00%
Source Flux	76 lm	Maximum value	3045.05 cd/klm	Position	C=0.00 G=180.00	CG	Rotosymmetrical
Round Luminaire		Diam.	55 mm	Height	100 mm		
Round Luminous Area		Diam.	15 mm	Height	0 mm		
Horizontal Luminous Area			0.000177 m <sup>2</sup>	Emitting area on Plane 180°			0.000000 m <sup>2</sup>
Emitting area on Plane 0°			0.000000 m <sup>2</sup>	Emitting area on Plane 270°			0.000000 m <sup>2</sup>
Emitting area on Plane 90°			0.000000 m <sup>2</sup>	Glare area at 76°			0.000043 m <sup>2</sup>
Coordinate system		CG		Symmetry Type		Rotosymmetrical	
Date		19-02-2021		Maximum Gamma Angle		180	
Measurement Distance		0.00		Measurement Flux		76 lm	

LED Flux=104lm LED Power=1,2W Eff=73% EfcLed=87lm/W EfcLum=64lm/W CCT=3000K Ra=80 SDCM=4 L70(6K)=39300

C.I.E. 0 0 0 0 100  
F UTE 1.00 T

D DIN 5040 --  
B NBN --

Diam=55mm



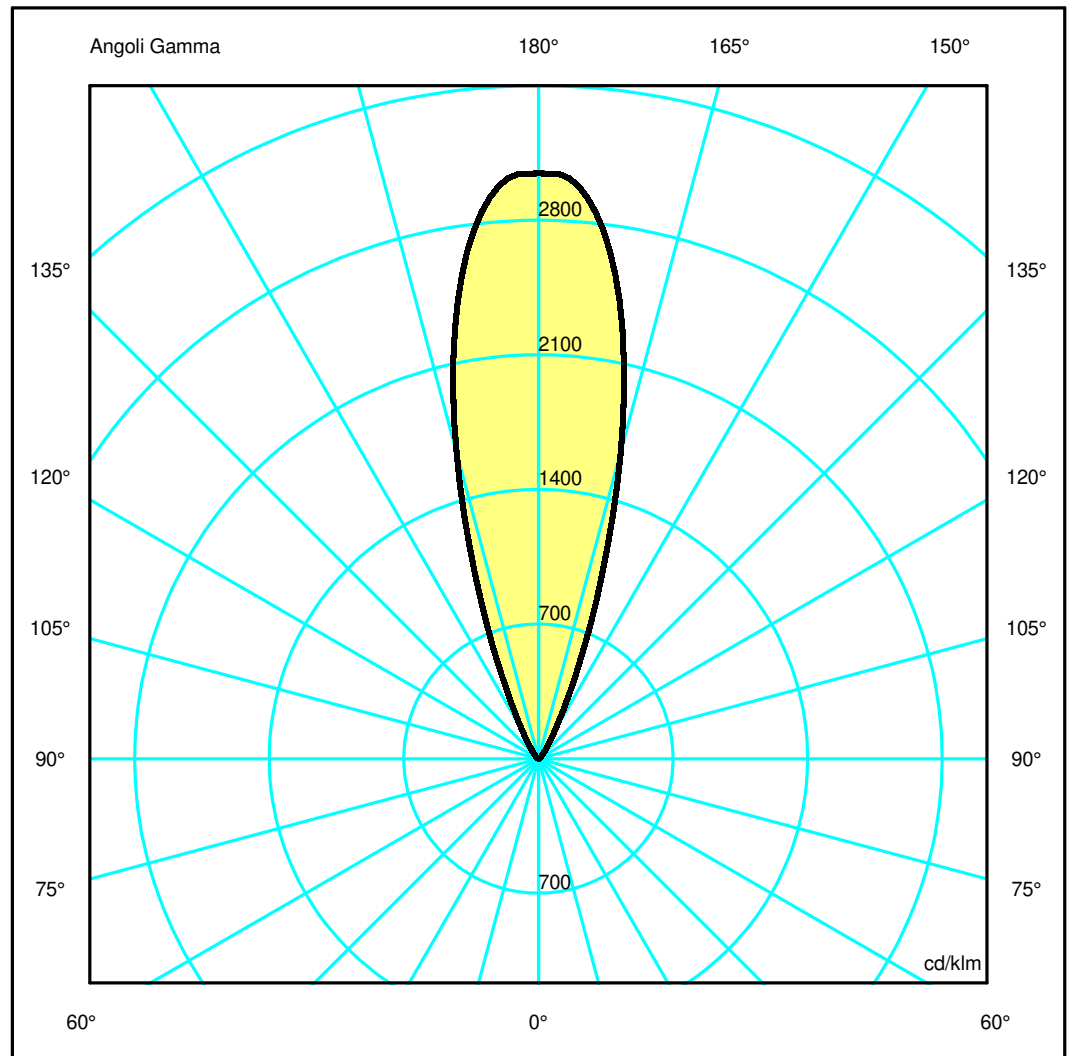
Semipiani C

180.0 ——— 0.0

ULOR100.00 %

DLOR 0.00 %

RN100.00 %



## Luminaire

Code T40001WFLW00  
Name Ego 55S FLAT WO Wide flood 3000K ALL

## Measurerm.

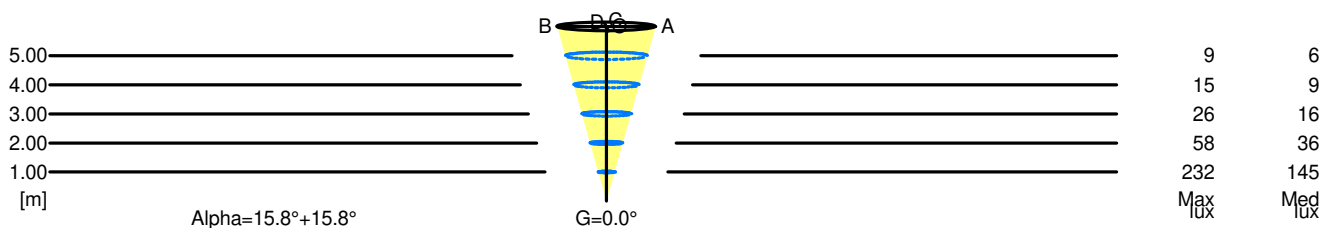
Code FTS1501238  
Name Ego 55S FLAT WO Wide flood 3000K ALL

Luminaire Flux	76 lm	Luminaire Power	1.2 W	Efficacy	63.542 lm/W	Efficiency	100.00%
Source Flux	76 lm	Maximum value	3045.05 cd/klm	Position	C=0.00 G=180.00	CG	Rotosymmetrical
Round Luminaire		Diam.	55 mm	Height	100 mm		
Round Luminous Area		Diam.	15 mm	Height	0 mm		
Horizontal Luminous Area		0.000177 m2		Emitting area on Plane 180°		0.000000 m2	
Emitting area on Plane 0°		0.000000 m2		Emitting area on Plane 270°		0.000000 m2	
Emitting area on Plane 90°		0.000000 m2		Glare area at 76°		0.000043 m2	
Coordinate system		CG		Symmetry Type		Rotosymmetrical	
Date		19-02-2021		Maximum Gamma Angle		180	
Measurement Distance		0.00		Measurement Flux		76 lm	
LED Flux=104lm LED Power=1,2W Eff=73% EfcLed=87lm/W EfcLum=64lm/W CCT=3000K Ra=80 SDCM=4 L70(6K)=39300							
C.I.E.	0 0 0 0 100			D DIN 5040	--		
F UTE	1.00 T			B NBN	--		

### Width at 50.00 % of Max Intensity

H[m]	1.00	2.00	3.00	4.00	5.00	H[m]	1.00	2.00	3.00	4.00	5.00
OA	0.28	0.56	0.85	1.13	1.41	OC	0.28	0.56	0.85	1.13	1.41
OB	0.28	0.56	0.85	1.13	1.41	OD	0.28	0.56	0.85	1.13	1.41

	Luminous Intensities [ cd/klm ]									
	0	5	15	25	35	45	55	65	75	85
OA	232.18	223.27	125.84	29.87	6.43	2.08	0.82	0.50	0.24	0.08
OB	232.18	223.27	125.84	29.87	6.43	2.08	0.82	0.50	0.24	0.08
OC	232.18	223.27	125.84	29.87	6.43	2.08	0.82	0.50	0.24	0.08
OD	232.18	223.27	125.84	29.87	6.43	2.08	0.82	0.50	0.24	0.08



5.00	2.82	9	6		
4.00	2.26	15	9		
3.00	1.69	26	16		
2.00	1.13	58	36		
1.00	0.56	232	145		
H[m]	D[m]	Max lux	Med lux	Alpha=15.8°+15.8°	G=0.0