

Luminaire

Code T40014ELPTW00
Name EGO 220R FLAT WO Elliptic 3000K ACC

Measurum.

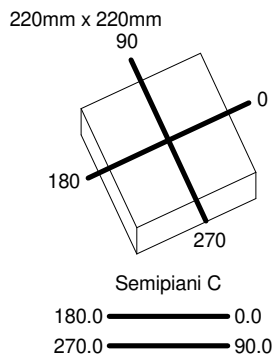
Code FTS1501422-A
Name EGO 220R FLAT WO Elliptic 3000K ACC

| | | | | | | | |
|----------------------------|---------|-----------------|----------------|-----------------------------|-----------------|--------------------|--------------------|
| Luminaire Flux | 1227 lm | Luminaire Power | 14.0 W | Efficacy | 87.646 lm/W | Efficiency | 100.00% |
| Source Flux | 1227 lm | Maximum value | 5077.13 cd/klm | Position | C=0.00 G=180.00 | CG | Double Symmetrical |
| Rectangular Luminaire | | Length | 220 mm | Width | 220 mm | Height | 60 mm |
| Rectangular Luminous Area | | Length | 115 mm | Width | 115 mm | Height | 0 mm |
| Horizontal Luminous Area | | 0.013225 m2 | | Emitting area on Plane 180° | | 0.000000 m2 | |
| Emitting area on Plane 0° | | 0.000000 m2 | | Emitting area on Plane 270° | | 0.000000 m2 | |
| Emitting area on Plane 90° | | 0.000000 m2 | | Glare area at 76° | | 0.003199 m2 | |
| Coordinate system | | CG | | Symmetry Type | | Double Symmetrical | |
| Date | | 06-02-2023 | | Maximum Gamma Angle | | 180 | |
| Measurement Distance | | 0.00 | | Measurement Flux | | 1227 lm | |

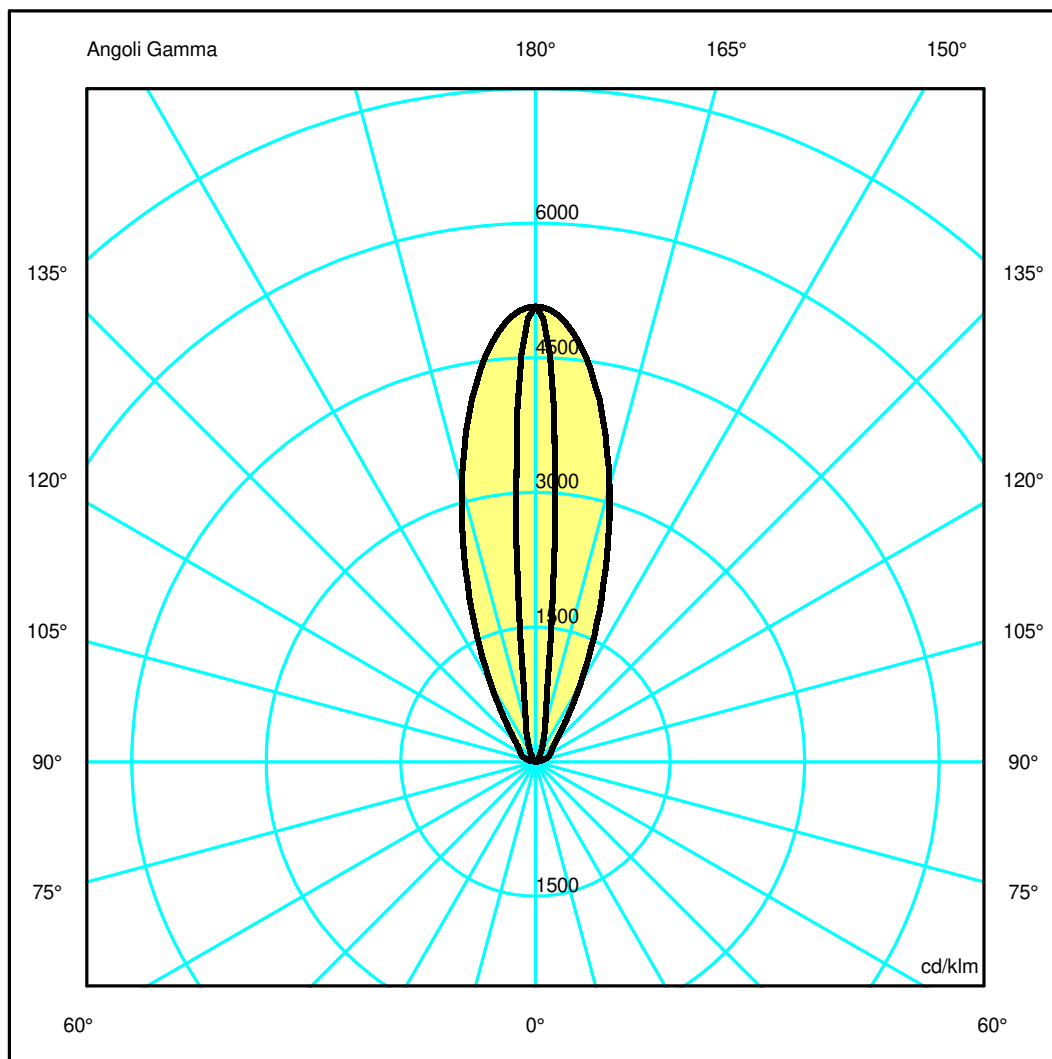
LED Flux=1827lm LED Power=14W Eff=67% EfcLed=131lm/W EfcLum=88lm/W CCT=3000K Ra=80 SDCM=3 L70(6K)=272160h

C.I.E. 59 74 87 0 100
F UTE 1.00 T

D DIN 5040 --
B NBN BZ 2 / 0.6 / BZ 3 / 1.25 / BZ 4 / 2 / BZ 5



ULOR 99.58 %
DLOR 0.42 %
RN 99.58 %



Luminaire

Code T40014ELPTW00
Name EGO 220R FLAT WO Elliptic 3000K ACC

Measurment

Code FTS1501422-A
Name EGO 220R FLAT WO Elliptic 3000K ACC

| | | | | | | | |
|----------------------------|---------|-----------------|----------------|-----------------------------|-----------------|--------------------|--------------------|
| Luminaire Flux | 1227 lm | Luminaire Power | 14.0 W | Efficacy | 87.646 lm/W | Efficiency | 100.00% |
| Source Flux | 1227 lm | Maximum value | 5077.13 cd/klm | Position | C=0.00 G=180.00 | CG | Double Symmetrical |
| Rectangular Luminaire | | Length | 220 mm | Width | 220 mm | Height | 60 mm |
| Rectangular Luminous Area | | Length | 115 mm | Width | 115 mm | Height | 0 mm |
| Horizontal Luminous Area | | 0.013225 m2 | | Emitting area on Plane 180° | | 0.000000 m2 | |
| Emitting area on Plane 0° | | 0.000000 m2 | | Emitting area on Plane 270° | | 0.000000 m2 | |
| Emitting area on Plane 90° | | 0.000000 m2 | | Glare area at 76° | | 0.003199 m2 | |
| Coordinate system | | CG | | Symmetry Type | | Double Symmetrical | |
| Date | | 06-02-2023 | | Maximum Gamma Angle | | 180 | |
| Measurement Distance | | 0.00 | | Measurement Flux | | 1227 lm | |

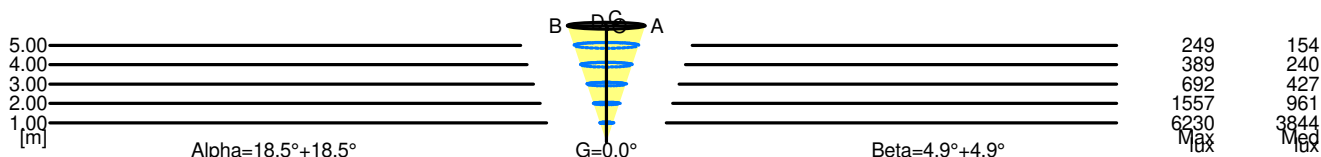
LED Flux=1827lm LED Power=14W Eff=67% EfcLed=131lm/W EfcLum=88lm/W CCT=3000K Ra=80 SDCM=3 L70(6K)=272160h

| | | | |
|--------|----------------|------------|--|
| C.I.E. | 59 74 87 0 100 | D DIN 5040 | -- |
| F UTE | 1.00 T | B NBN | BZ 2 / 0.6 / BZ 3 / 1.25 / BZ 4 / 2 / BZ 5 |

Width at 50.00 % of Max Intensity

| | | | | | | | | | | | |
|------|------|------|------|------|------|------|------|------|------|------|------|
| H[m] | 1.00 | 2.00 | 3.00 | 4.00 | 5.00 | H[m] | 1.00 | 2.00 | 3.00 | 4.00 | 5.00 |
| OA | 0.33 | 0.67 | 1.00 | 1.34 | 1.67 | OC | 0.08 | 0.17 | 0.25 | 0.34 | 0.42 |
| OB | 0.33 | 0.67 | 1.00 | 1.34 | 1.67 | OD | 0.08 | 0.17 | 0.25 | 0.34 | 0.42 |

| | | | | | | | | | | |
|----|---------------------------------|---------|---------|---------|--------|--------|--------|--------|--------|-------|
| | Luminous Intensities [cd/klm] | | | | | | | | | |
| | 0 | 5 | 15 | 25 | 35 | 45 | 55 | 65 | 75 | 85 |
| OA | 6229.84 | 5890.32 | 3908.37 | 1900.78 | 788.53 | 387.59 | 266.34 | 208.66 | 125.34 | 13.68 |
| OB | 6229.84 | 5890.32 | 3908.37 | 1900.78 | 788.53 | 387.59 | 266.34 | 208.66 | 125.34 | 13.68 |
| OC | 6229.84 | 2998.95 | 511.73 | 201.02 | 91.76 | 47.46 | 21.98 | 10.75 | 4.48 | 0.85 |
| OD | 6229.84 | 2998.95 | 511.73 | 201.02 | 91.76 | 47.46 | 21.98 | 10.75 | 4.48 | 0.85 |



| | | | | | |
|------|------|---------|---------|-------------------|-------|
| 5.00 | 3.35 | 249 | 154 | | |
| 4.00 | 2.68 | 389 | 240 | | |
| 3.00 | 2.01 | 692 | 427 | | |
| 2.00 | 1.34 | 1557 | 961 | | |
| 1.00 | 0.67 | 6230 | 3844 | | |
| H[m] | D[m] | Max lux | Med lux | Alpha=18.5°+18.5° | G=0.0 |

| | | | | | |
|------|------|---------|---------|----------------|-------|
| 5.00 | 0.85 | 249 | 154 | | |
| 4.00 | 0.68 | 389 | 240 | | |
| 3.00 | 0.51 | 692 | 427 | | |
| 2.00 | 0.34 | 1557 | 961 | | |
| 1.00 | 0.17 | 6230 | 3844 | | |
| H[m] | D[m] | Max lux | Med lux | Beta=4.9°+4.9° | G=0.0 |