

Luminaire

Code T40017WFLW00
Name EGO 150R VETRO FLAT WO Wide flood 3000K

Measurerm.

Code FTS1501342-A
Name EGO 150R VETRO FLAT WO Wide flood 3000K

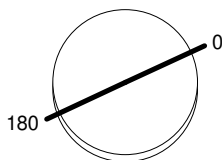
Luminaire Flux	565 lm	Luminaire Power	6.0 W	Efficacy	94.223 lm/W	Efficiency	100.00%
Source Flux	565 lm	Maximum value	2022.21 cd/klm	Position	C=0.00 G=180.00	CG	Rotosymmetrical
Round Luminaire		Diam.	150 mm	Height	58 mm		
Round Luminous Area		Diam.	70 mm	Height	0 mm		
Horizontal Luminous Area			0.003848 m2	Emitting area on Plane 180°			0.000000 m2
Emitting area on Plane 0°			0.000000 m2	Emitting area on Plane 270°			0.000000 m2
Emitting area on Plane 90°			0.000000 m2	Glare area at 76°			0.000931 m2
Coordinate system		CG		Symmetry Type		Rotosymmetrical	
Date		22-02-2022		Maximum Gamma Angle		180	
Measurement Distance		0.00		Measurement Flux		565 lm	

LED Flux=812lm LED Power=6W Eff=70% EfcLed=135lm/W EfcLum=94lm/W CCT=3000K Ra=80 SDCM=3 L70(6K)=272160h

C.I.E. 64 79 89 0 100
F UTE 1.00 T

D DIN 5040 --
B NBN BZ 2 / 1 / BZ 3 / 2 / BZ 4 / 4 / BZ 5

Diam=150mm



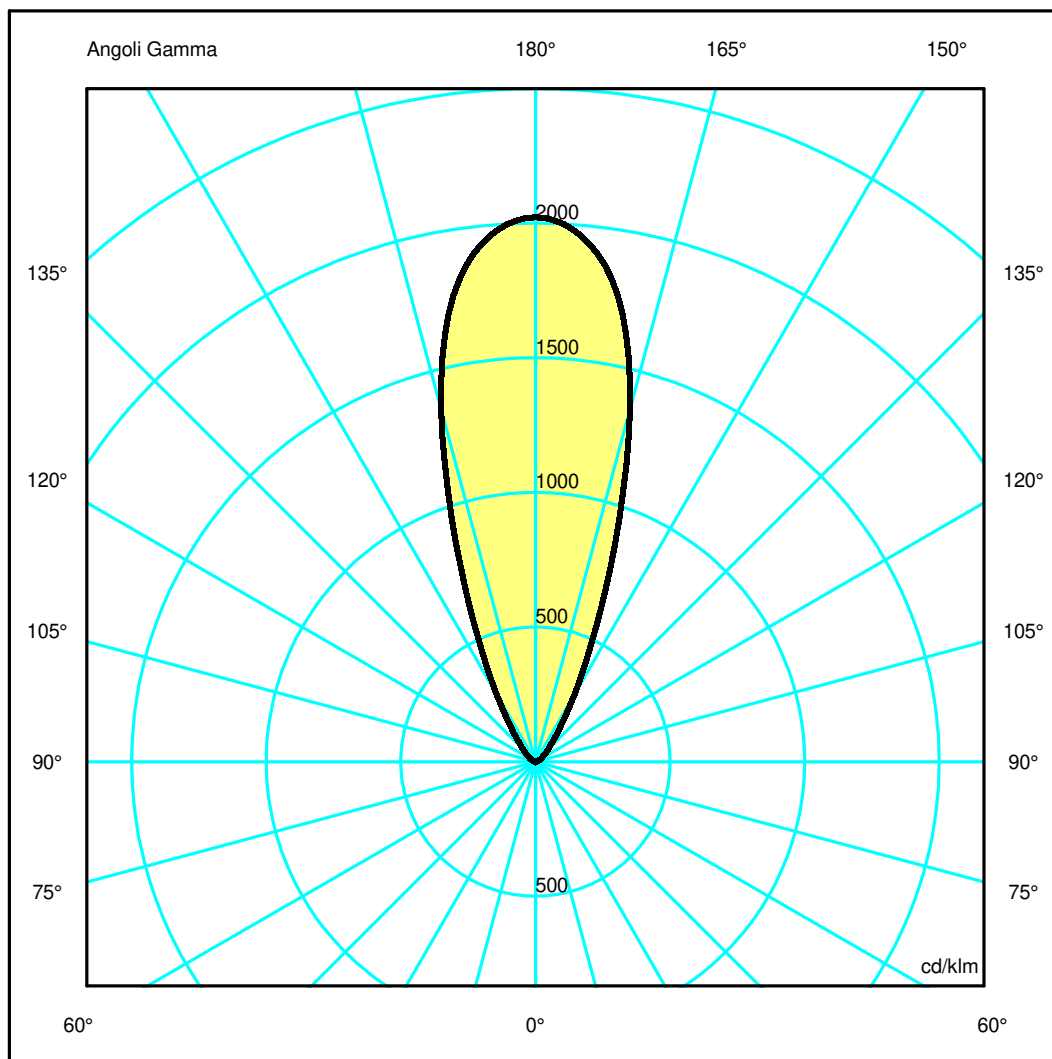
Semipiani C

180.0 ——— 0.0

ULOR 99.63 %

DLOR 0.37 %

RN 99.63 %



Luminaire

Code T40017WFLW00
Name EGO 150R VETRO FLAT WO Wide flood 3000K

Measurerm.

Code FTS1501342-A
Name EGO 150R VETRO FLAT WO Wide flood 3000K

Luminaire Flux	565 lm	Luminaire Power	6.0 W	Efficacy	94.223 lm/W	Efficiency	100.00%
Source Flux	565 lm	Maximum value	2022.21 cd/klm	Position	C=0.00 G=180.00	CG	Rotosymmetrical
Round Luminaire		Diam.	150 mm	Height	58 mm		
Round Luminous Area		Diam.	70 mm	Height	0 mm		
Horizontal Luminous Area		0.003848 m2		Emitting area on Plane 180°		0.000000 m2	
Emitting area on Plane 0°		0.000000 m2		Emitting area on Plane 270°		0.000000 m2	
Emitting area on Plane 90°		0.000000 m2		Glare area at 76°		0.000931 m2	
Coordinate system		CG		Symmetry Type		Rotosymmetrical	
Date		22-02-2022		Maximum Gamma Angle		180	
Measurement Distance		0.00		Measurement Flux		565 lm	

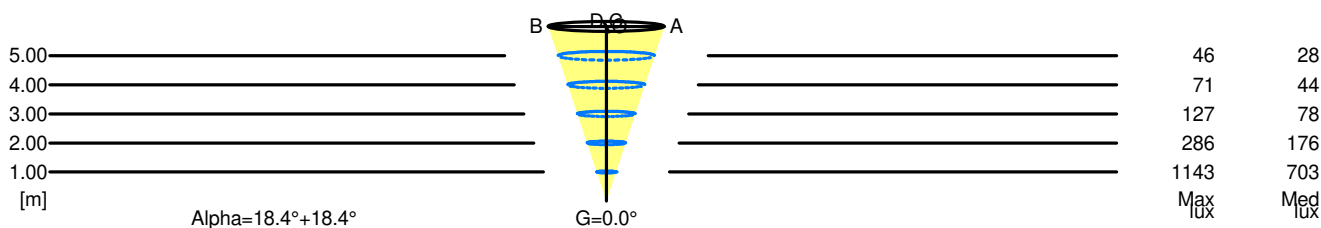
LED Flux=812lm LED Power=6W Eff=70% EfcLed=135lm/W EfcLum=94lm/W CCT=3000K Ra=80 SDCM=3 L70(6K)=272160h

C.I.E.	64 79 89 0 100	D DIN 5040	--
F UTE	1.00 T	B NBN	BZ 2 / 1 / BZ 3 / 2 / BZ 4 / 4 / BZ 5

Width at 50.00 % of Max Intensity

H[m]	1.00	2.00	3.00	4.00	5.00	H[m]	1.00	2.00	3.00	4.00	5.00
OA	0.33	0.67	1.00	1.33	1.67	OC	0.33	0.67	1.00	1.33	1.67
OB	0.33	0.67	1.00	1.33	1.67	OD	0.33	0.67	1.00	1.33	1.67

	Luminous Intensities [cd/klm]									
	0	5	15	25	35	45	55	65	75	85
OA	1143.23	1108.08	765.18	283.54	93.90	38.06	18.42	8.73	3.10	0.34
OB	1143.23	1108.08	765.18	283.54	93.90	38.06	18.42	8.73	3.10	0.34
OC	1143.23	1108.08	765.18	283.54	93.90	38.06	18.42	8.73	3.10	0.34
OD	1143.23	1108.08	765.18	283.54	93.90	38.06	18.42	8.73	3.10	0.34



5.00	3.33	46	28		
4.00	2.67	71	44		
3.00	2.00	127	78		
2.00	1.33	286	176		
1.00	0.67	1143	703		
H[m]	D[m]	Max lux	Med lux	Alpha=18.4°+18.4°	G=0.0