

Luminaire

Code T4064ELPTW00
Name EGO 150S DL Elliptic 3000K ACC

Measurement

Code FTS1501080-A
Name EGO 150S DL Elliptic 3000K ACC

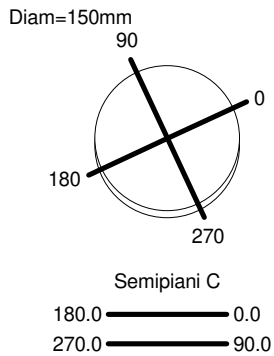
Luminaire Flux	545 lm	Luminaire Power	8.0 W	Efficacy	68.169 lm/W	Efficiency	100.00%
Source Flux	545 lm	Maximum value	5077.13 cd/klm	Position	C=0.00 G=0.00	CG	Double Symmetrical
Round Luminaire		Diam.	150 mm	Height	120 mm		
Round Luminous Area		Diam.	70 mm	Height	0 mm		
Horizontal Luminous Area			0.003848 m ²	Emitting area on Plane 180°			0.000000 m ²
Emitting area on Plane 0°			0.000000 m ²	Emitting area on Plane 270°			0.000000 m ²
Emitting area on Plane 90°			0.000000 m ²	Glare area at 76°			0.000931 m ²
Coordinate system		CG		Symmetry Type		Double Symmetrical	
Date		23-02-2022		Maximum Gamma Angle		180	
Measurement Distance		0.00		Measurement Flux		545 lm	

LED Flux=812lm LED Power=6W Eff=67% EfcLed=135lm/W EfcLum=68lm/W CCT=3000K Ra=80 SDCM=3 L70(6K)=272160h

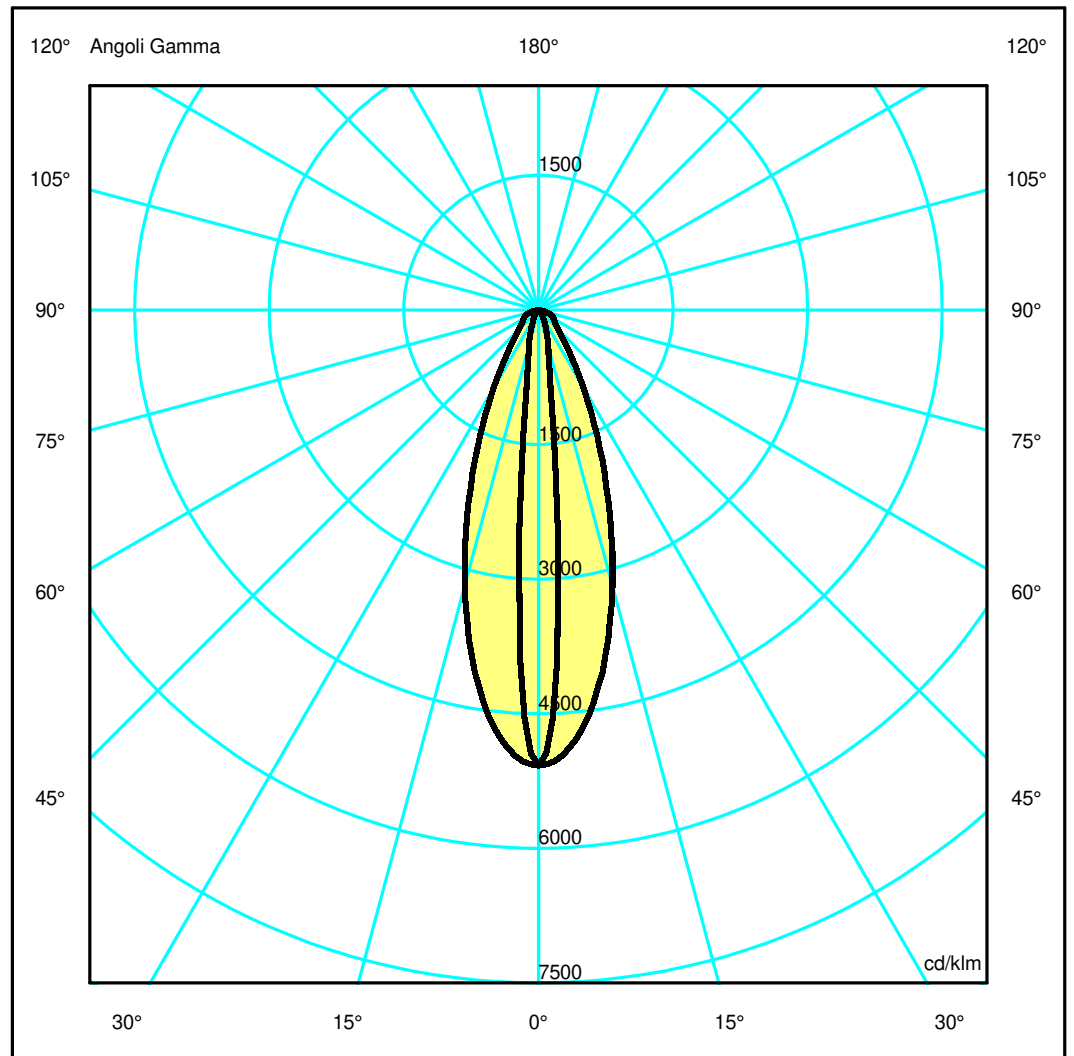
C.I.E. 87 96 99 100 100
F UTE 1.00 A

D DIN 5040
B NBN

A60
BZ 1



ULOR 0.42 %
DLOR 99.58 %
RN 0.42 %



Luminaire

Code T4064ELPTW00
Name EGO 150S DL Elliptic 3000K ACC

Measurment

Code FTS1501080-A
Name EGO 150S DL Elliptic 3000K ACC

Luminaire Flux	545 lm	Luminaire Power	8.0 W	Efficacy	68.169 lm/W	Efficiency	100.00%
Source Flux	545 lm	Maximum value	5077.13 cd/klm	Position	C=0.00 G=0.00	CG	Double Symmetrical
Round Luminaire		Diam.	150 mm	Height	120 mm		
Round Luminous Area		Diam.	70 mm	Height	0 mm		
Horizontal Luminous Area			0.003848 m2	Emitting area on Plane 180°			0.000000 m2
Emitting area on Plane 0°			0.000000 m2	Emitting area on Plane 270°			0.000000 m2
Emitting area on Plane 90°			0.000000 m2	Glare area at 76°			0.000931 m2
Coordinate system		CG		Symmetry Type			Double Symmetrical
Date		23-02-2022		Maximum Gamma Angle			180
Measurement Distance		0.00		Measurement Flux			545 lm

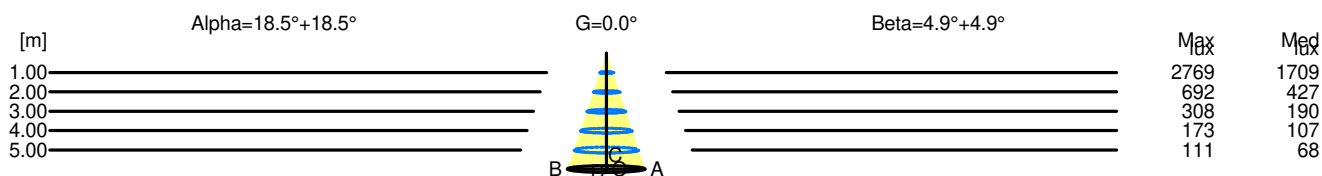
LED Flux=812lm LED Power=6W Eff=67% EfcLed=135lm/W EfcLum=68lm/W CCT=3000K Ra=80 SDCM=3 L70(6K)=272160h

C.I.E.	87 96 99 100 100	D DIN 5040	A60
F UTE	1.00 A	B NBN	BZ 1

Width at 50.00 % of Max Intensity

H[m]	1.00	2.00	3.00	4.00	5.00	H[m]	1.00	2.00	3.00	4.00	5.00
OA	0.33	0.67	1.00	1.34	1.67	OC	0.08	0.17	0.25	0.34	0.42
OB	0.33	0.67	1.00	1.34	1.67	OD	0.08	0.17	0.25	0.34	0.42

	Luminous Intensities [cd/klm]									
	0	5	15	25	35	45	55	65	75	85
OA	2768.81	2617.91	1737.05	844.79	350.46	172.26	118.37	92.74	55.71	6.08
OB	2768.81	2617.91	1737.05	844.79	350.46	172.26	118.37	92.74	55.71	6.08
OC	2768.81	1332.86	227.44	89.34	40.78	21.09	9.77	4.78	1.99	0.38
OD	2768.81	1332.86	227.44	89.34	40.78	21.09	9.77	4.78	1.99	0.38



H[m]	D[m]	Max lux	Med lux	Alpha=18.5°+18.5°	G=0.0
1.00	0.67	2769	1709		
2.00	1.34	692	427		
3.00	2.01	308	190		
4.00	2.68	173	107		
5.00	3.35	111	68		

H[m]	D[m]	Max lux	Med lux	Beta=4.9°+4.9°	G=0.0
1.00	0.17	2769	1709		
2.00	0.34	692	427		
3.00	0.51	308	190		
4.00	0.68	173	107		
5.00	0.85	111	68		