

Luminaire

Code T4066ELPTW00
Name EGO 220S DL Elliptic 3000K ACC

Measurum.

Code FTS1501140-A
Name EGO 220S DL Elliptic 3000K ACC

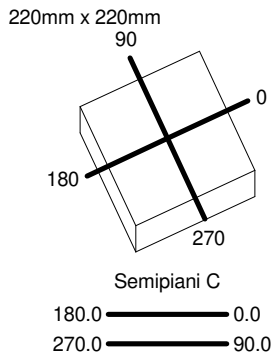
Luminaire Flux	1227 lm	Luminaire Power	16.0 W	Efficacy	76.690 lm/W	Efficiency	100.00%
Source Flux	1227 lm	Maximum value	5077.13 cd/klm	Position	C=0.00 G=0.00	CG	Double Symmetrical
Rectangular Luminaire		Length	220 mm	Width	220 mm	Height	117 mm
Rectangular Luminous Area		Length	115 mm	Width	115 mm	Height	0 mm
Horizontal Luminous Area		0.013225 m2		Emitting area on Plane 180°		0.000000 m2	
Emitting area on Plane 0°		0.000000 m2		Emitting area on Plane 270°		0.000000 m2	
Emitting area on Plane 90°		0.000000 m2		Glare area at 76°		0.003199 m2	
Coordinate system		CG		Symmetry Type		Double Symmetrical	
Date		06-02-2023		Maximum Gamma Angle		180	
Measurement Distance		0.00		Measurement Flux		1227 lm	

LED Flux=1827lm LED Power=14W Eff=67% EfcLed=131lm/W EfcLum=77lm/W CCT=3000K Ra=80 SDCM=3 L70(6K)=272160h

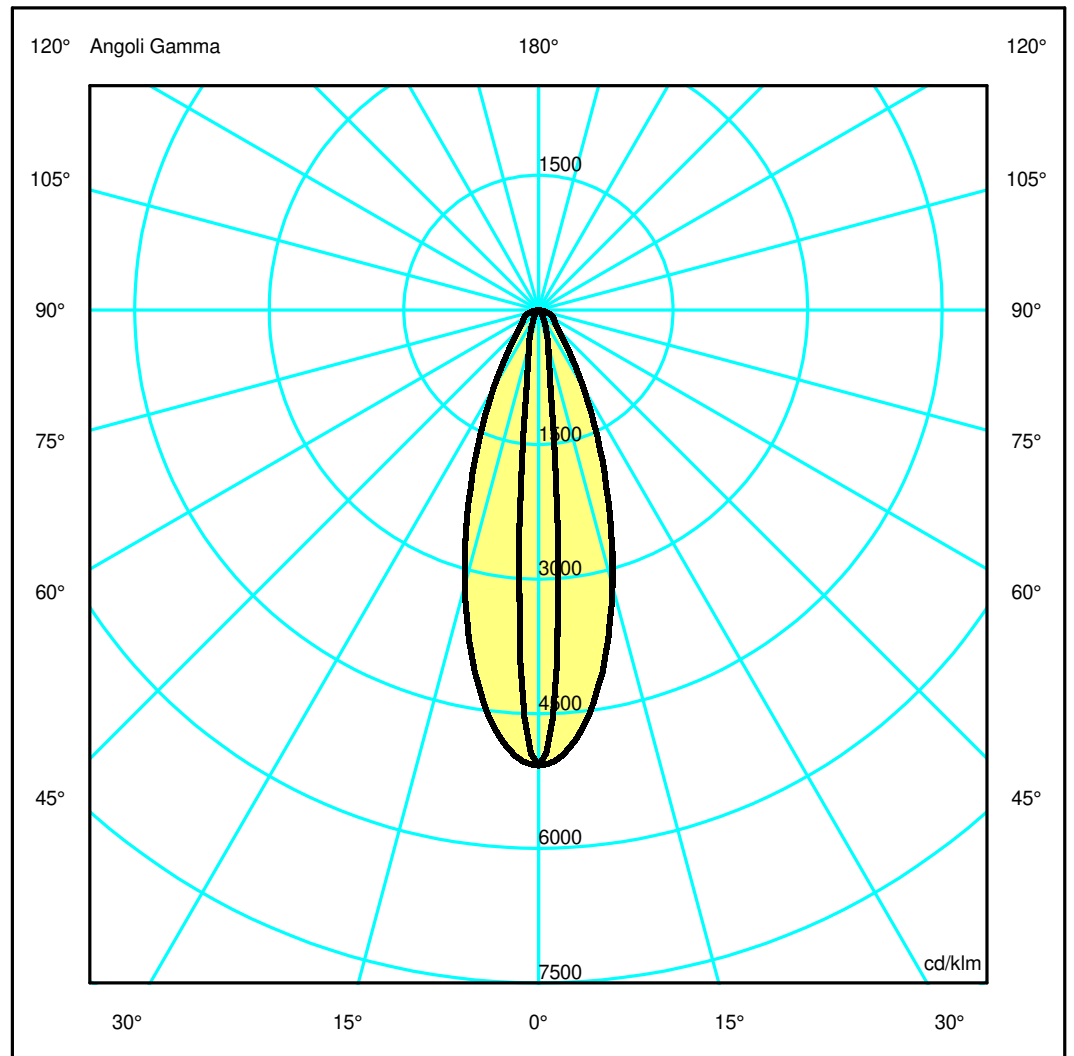
C.I.E. 87 96 99 100 100
F UTE 1.00 A

D DIN 5040
B NBN

A60
BZ 1



ULOR 0.42 %
DLOR 99.58 %
RN 0.42 %



Luminaire

Code T4066ELPTW00
Name EGO 220S DL Elliptic 3000K ACC

Measurerm.

Code FTS1501140-A
Name EGO 220S DL Elliptic 3000K ACC

Luminaire Flux	1227 lm	Luminaire Power	16.0 W	Efficacy	76.690 lm/W	Efficiency	100.00%
Source Flux	1227 lm	Maximum value	5077.13 cd/klm	Position	C=0.00 G=0.00	CG	Double Symmetrical
Rectangular Luminaire		Length	220 mm	Width	220 mm	Height	117 mm
Rectangular Luminous Area		Length	115 mm	Width	115 mm	Height	0 mm
Horizontal Luminous Area		0.013225 m2		Emitting area on Plane 180°		0.000000 m2	
Emitting area on Plane 0°		0.000000 m2		Emitting area on Plane 270°		0.000000 m2	
Emitting area on Plane 90°		0.000000 m2		Glare area at 76°		0.003199 m2	
Coordinate system		CG		Symmetry Type		Double Symmetrical	
Date		06-02-2023		Maximum Gamma Angle		180	
Measurement Distance		0.00		Measurement Flux		1227 lm	

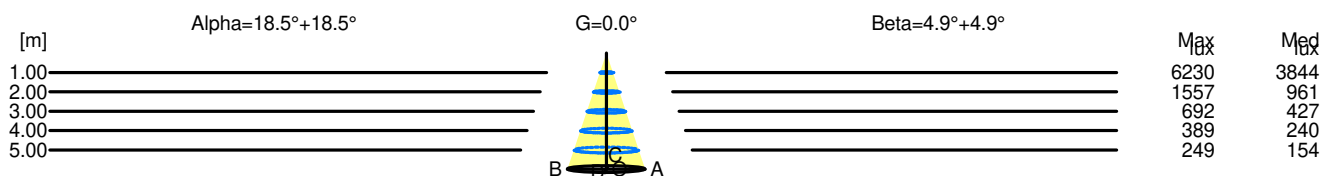
LED Flux=1827lm LED Power=14W Eff=67% EfcLed=131lm/W EfcLum=77lm/W CCT=3000K Ra=80 SDCM=3 L70(6K)=272160h

C.I.E.	87 96 99 100 100	D DIN 5040	A60
F UTE	1.00 A	B NBN	BZ 1

Width at 50.00 % of Max Intensity

H[m]	1.00	2.00	3.00	4.00	5.00	H[m]	1.00	2.00	3.00	4.00	5.00
OA	0.33	0.67	1.00	1.34	1.67	OC	0.08	0.17	0.25	0.34	0.42
OB	0.33	0.67	1.00	1.34	1.67	OD	0.08	0.17	0.25	0.34	0.42

	Luminous Intensities [cd/klm]									
	0	5	15	25	35	45	55	65	75	85
OA	6229.84	5890.32	3908.37	1900.78	788.53	387.59	266.34	208.66	125.34	13.68
OB	6229.84	5890.32	3908.37	1900.78	788.53	387.59	266.34	208.66	125.34	13.68
OC	6229.84	2998.95	511.73	201.02	91.76	47.46	21.98	10.75	4.48	0.85
OD	6229.84	2998.95	511.73	201.02	91.76	47.46	21.98	10.75	4.48	0.85



H[m]	D[m]	Max lux	Med lux	Alpha=18.5°+18.5°	G=0.0
1.00	0.67	6230	3844		
2.00	1.34	1557	961		
3.00	2.01	692	427		
4.00	2.68	389	240		
5.00	3.35	249	154		

H[m]	D[m]	Max lux	Med lux	Beta=4.9°+4.9°	G=0.0
1.00	0.17	6230	3844		
2.00	0.34	1557	961		
3.00	0.51	692	427		
4.00	0.68	389	240		
5.00	0.85	249	154		