

## Luminaire

Code T4120NSPW00  
Name EGO 150S VETRO DL Narrow Spot 3000K

## Measurement

Code FTS1501040-A  
Name EGO 150S VETRO DL Narrow Spot 3000K

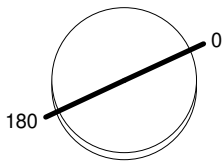
Luminaire Flux	666 lm	Luminaire Power	8.0 W	Efficacy	83.291 lm/W	Efficiency	100.00%
Source Flux	666 lm	Maximum value	22906.03 cd/klm	Position	C=0.00 G=0.00	CG	Rotosymmetrical
Round Luminaire		Diam.	150 mm	Height	120 mm		
Round Luminous Area		Diam.	70 mm	Height	0 mm		
Horizontal Luminous Area			0.003848 m2	Emitting area on Plane 180°			0.000000 m2
Emitting area on Plane 0°			0.000000 m2	Emitting area on Plane 270°			0.000000 m2
Emitting area on Plane 90°			0.000000 m2	Glare area at 76°			0.000931 m2
Coordinate system		CG		Symmetry Type		Rotosymmetrical	
Date		22-02-2022		Maximum Gamma Angle		180	
Measurement Distance		0.00		Measurement Flux		666 lm	

LED Flux=812lm LED Power=6W Eff=82% EfcLed=135lm/W EfcLum=83lm/W CCT=3000K Ra=80 SDCM=3 L70(6K)=272160h

C.I.E. 96 99 100 100 100  
F UTE 1.00 A

D DIN 5040  
B NBN  
A60  
BZ 1

Diam=150mm



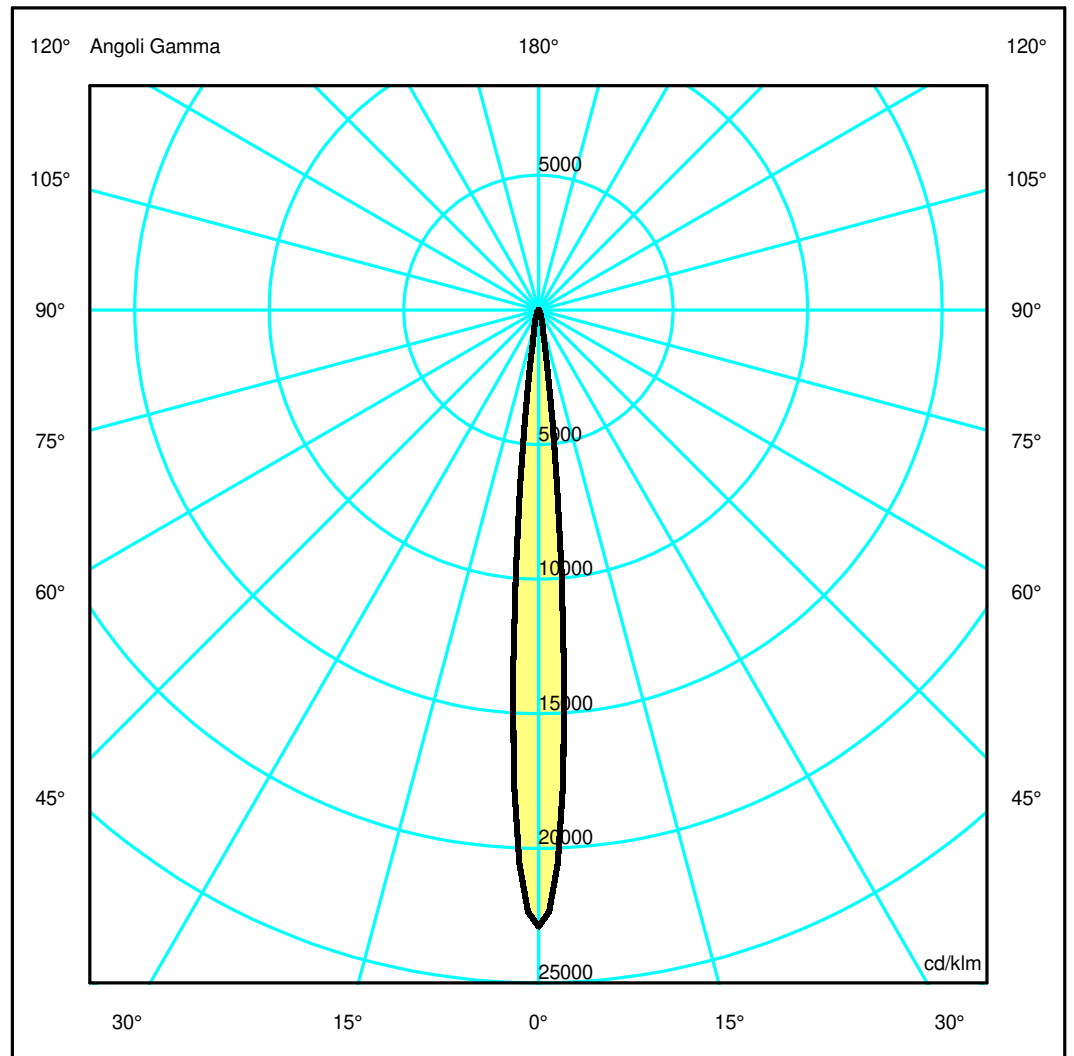
Semipiani C

180.0 ——— 0.0

ULOR 0.34 %

DLOR 99.66 %

RN 0.34 %



## Luminaire

Code T4120NSPW00  
Name EGO 150S VETRO DL Narrow Spot 3000K

## Measurment.

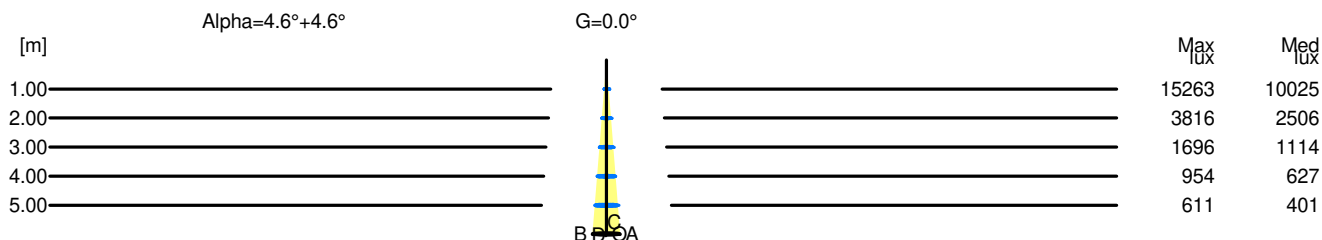
Code FTS1501040-A  
Name EGO 150S VETRO DL Narrow Spot 3000K

Luminaire Flux	666 lm	Luminaire Power	8.0 W	Efficacy	83.291 lm/W	Efficiency	100.00%
Source Flux	666 lm	Maximum value	22906.03 cd/klm	Position	C=0.00 G=0.00	CG	Rotosymmetrical
Round Luminaire		Diam.	150 mm	Height	120 mm		
Round Luminous Area		Diam.	70 mm	Height	0 mm		
Horizontal Luminous Area		0.003848 m2		Emitting area on Plane 180°		0.000000 m2	
Emitting area on Plane 0°		0.000000 m2		Emitting area on Plane 270°		0.000000 m2	
Emitting area on Plane 90°		0.000000 m2		Glare area at 76°		0.000931 m2	
Coordinate system		CG		Symmetry Type		Rotosymmetrical	
Date		22-02-2022		Maximum Gamma Angle		180	
Measurement Distance		0.00		Measurement Flux		666 lm	
LED Flux=812lm LED Power=6W Eff=82% EfcLed=135lm/W EfcLum=83lm/W CCT=3000K Ra=80 SDCM=3 L70(6K)=272160h							
C.I.E.	96 99 100 100 100			D DIN 5040	A60		
F UTE	1.00 A			B NBN	BZ 1		

### Width at 50.00 % of Max Intensity

H[m]	1.00	2.00	3.00	4.00	5.00	H[m]	1.00	2.00	3.00	4.00	5.00
OA	0.08	0.16	0.24	0.32	0.40	OC	0.08	0.16	0.24	0.32	0.40
OB	0.08	0.16	0.24	0.32	0.40	OD	0.08	0.16	0.24	0.32	0.40

	Luminous Intensities [ cd/klm ]									
	0	5	15	25	35	45	55	65	75	85
OA	15262.97	6502.84	378.22	120.82	46.99	22.86	9.66	4.17	0.81	0.17
OB	15262.97	6502.84	378.22	120.82	46.99	22.86	9.66	4.17	0.81	0.17
OC	15262.97	6502.84	378.22	120.82	46.99	22.86	9.66	4.17	0.81	0.17
OD	15262.97	6502.84	378.22	120.82	46.99	22.86	9.66	4.17	0.81	0.17



H[m]	D[m]	Max lux	Med lux	Alpha=4.6°+4.6°	G=0.0
1.00	0.16	15263	10025		
2.00	0.32	3816	2506		
3.00	0.48	1696	1114		
4.00	0.64	954	627		
5.00	0.80	611	401		