

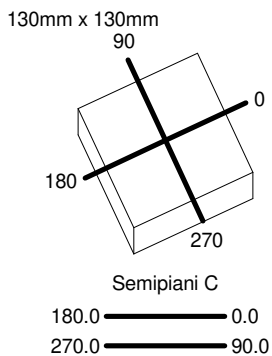
Luminaire

Code T417200W00
Name Tetragono terra 90

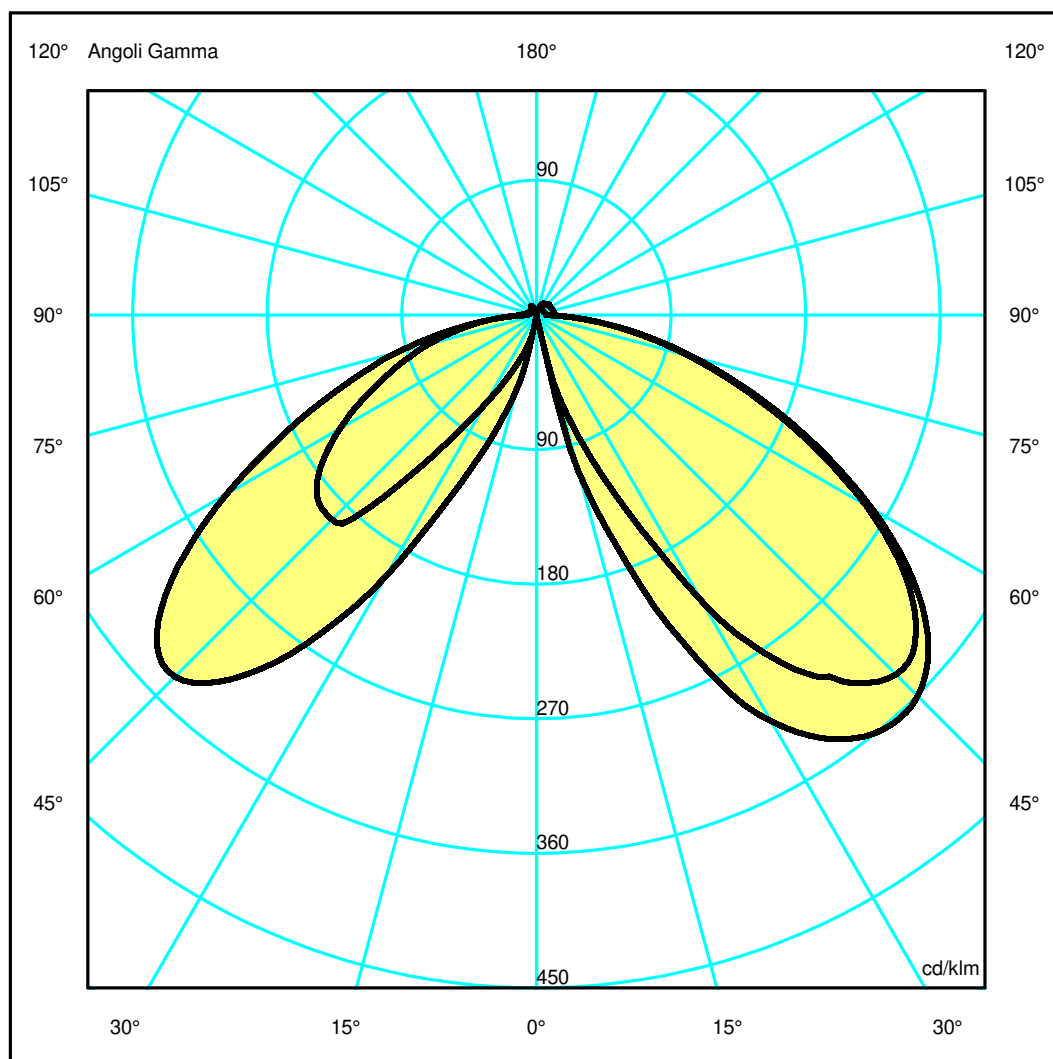
Measurement

Code FTS1400360
Name Tetragono terra 90

Luminaire Flux	481 lm	Luminaire Power	15.0 W	Efficacy	32.067 lm/W	Efficiency	100.00%
Source Flux	481 lm	Maximum value	362.90 cd/klm	Position	C=0.00 G=42.00	CG	Asymmetrical
Rectangular Luminaire		Length	130 mm	Width	130 mm	Height	450 mm
Rectangular Luminous Area		Length	130 mm	Width	130 mm	Height	40 mm
Horizontal Luminous Area		0.016900 m2		Emitting area on Plane 180°		0.005200 m2	
Emitting area on Plane 0°		0.005200 m2		Emitting area on Plane 270°		0.005200 m2	
Emitting area on Plane 90°		0.005200 m2		Glare area at 76°		0.009134 m2	
Coordinate system		CG		Symmetry Type		Asymmetrical	
Date		26-08-2014		Maximum Gamma Angle		180	
Measurement Distance		0.00		Measurement Flux		481 lm	
LED Flux=1400lm LED Power=13W Eff=34% EfcLed=108lm/W EfcLum=32lm/W CCT=3000K Ra=90 SDCM=2 L70(6K)=36300h							
C.I.E.	26 69 93 95 100			D DIN 5040		A11	
F UTE	0.95 I + 0.05 T			B NBN		BZ 8 / 0.8 / BZ 7 / 1 / BZ 6	



ULOR 4.53 %
DLOR 95.47 %
RN 4.53 %



Luminaire

Code T417200W00
Name Tetragono terra 90

Measurment.

Code FTS1400360
Name Tetragono terra 90

Luminaire Flux	481 lm	Luminaire Power	15.0 W	Efficacy	32.067 lm/W	Efficiency	100.00%
Source Flux	481 lm	Maximum value	362.90 cd/klm	Position	C=0.00 G=42.00	CG	Asymmetrical
Rectangular Luminaire		Length	130 mm	Width	130 mm	Height	450 mm
Rectangular Luminous Area		Length	130 mm	Width	130 mm	Height	40 mm
Horizontal Luminous Area		0.016900 m2		Emitting area on Plane 180°		0.005200 m2	
Emitting area on Plane 0°		0.005200 m2		Emitting area on Plane 270°		0.005200 m2	
Emitting area on Plane 90°		0.005200 m2		Glare area at 76°		0.009134 m2	
Coordinate system		CG		Symmetry Type		Asymmetrical	
Date		26-08-2014		Maximum Gamma Angle		180	
Measurement Distance		0.00		Measurement Flux		481 lm	

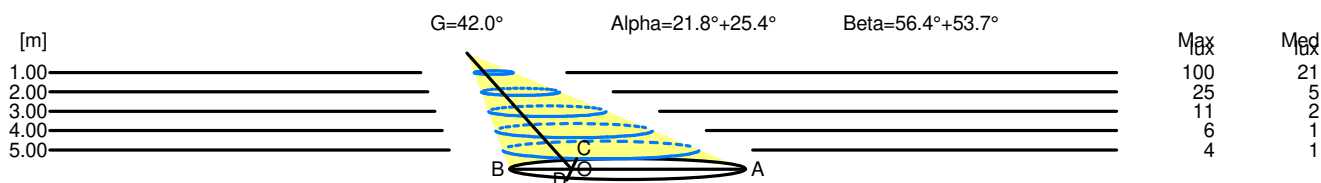
LED Flux=1400lm LED Power=13W Eff=34% EfcLed=108lm/W EfcLum=32lm/W CCT=3000K Ra=90 SDCM=2 L70(6K)=36300h

C.I.E.	26 69 93 95 100	D DIN 5040	A11
F UTE	0.95 I + 0.05 T	B NBN	BZ 8 / 0.8 / BZ 7 / 1 / BZ 6

Width at 50.00 % of Max Intensity

H[m]	1.00	2.00	3.00	4.00	5.00	H[m]	1.00	2.00	3.00	4.00	5.00
OA	1.50	3.00	4.50	6.00	7.49	OC	2.03	4.06	6.08	8.11	10.14
OB	0.53	1.06	1.59	2.13	2.66	OD	1.83	3.66	5.50	7.33	9.16

			Luminous Intensities [cd/klm]							
	0	5	15	25	35	45	55	65	75	85
OA	0.00	0.00	52.16	121.63	166.50	173.32	147.64	99.15	52.16	16.01
OB	0.00	0.00	8.87	22.31	50.04	93.06	84.67	59.70	35.68	13.62
OC	0.00	0.00	26.45	70.53	136.01	163.55	144.34	96.73	50.64	15.00
OD	0.00	0.00	24.63	63.02	129.04	164.51	140.77	88.86	46.62	13.00



H[m]	D[m]	Max lux	Med lux	Alpha=21.8°+25.4°	G=42.0	
1.00	2.03	100	21			
2.00	4.06	25	5			
3.00	6.09	11	2			
4.00	8.12	6	1			
5.00	10.15	4	1			

H[m]	D[m]	Max lux	Med lux	Beta=53.7°+56.4°	G=0.0	
1.00	3.86	100	21			
2.00	7.72	25	5			
3.00	11.58	11	2			
4.00	15.44	6	1			
5.00	19.30	4	1			