

Luminaire

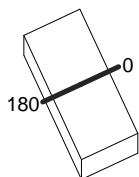
Code T418010W00
Name CEFISO 14 10° 3000K 22W grigio bianco

Measur.

Code FTS1400039
Name CEFISO 14 10° 3000K 22W grigio bianco

Efficiency	100.00%	Coordinate system	CG	Total Flux	958.59 lm	
Maximum value	20199.79 cd/klm	Position	C=0.00 G=0.00	Rotosymmetrical		
Rectangular Luminaire	Length	310 mm	Width	140 mm	Height	40 mm
Rectangular Luminous Area	Length	100 mm	Width	100 mm	Height	0 mm
Horizontal Luminous Area	0.010000 m2	Emitting area on Plane 180°		0.000000 m2		
Emitting area on Plane 0°	0.000000 m2	Emitting area on Plane 270°		0.000000 m2		
Emitting area on Plane 90°	0.000000 m2	Glare area at 76°		0.002419 m2		
Date	07-01-2014	Maximum Gamma Angle		180		
Measurement Distance	0.00	Measurement Flux		958.59 lm		
LED Flux=1091 lm - LED Power=20.0 W - Eff=84 % - EfcLED=55 lm/W - EfcLum=43 lm/W Ra=80 Typ - SDCM=4 - Life=L70(10K)>60500 ore						
C.I.E.	98 99 100 100 100	D DIN 5040		A60		
F UTE	--	B NBN		BZ 1		

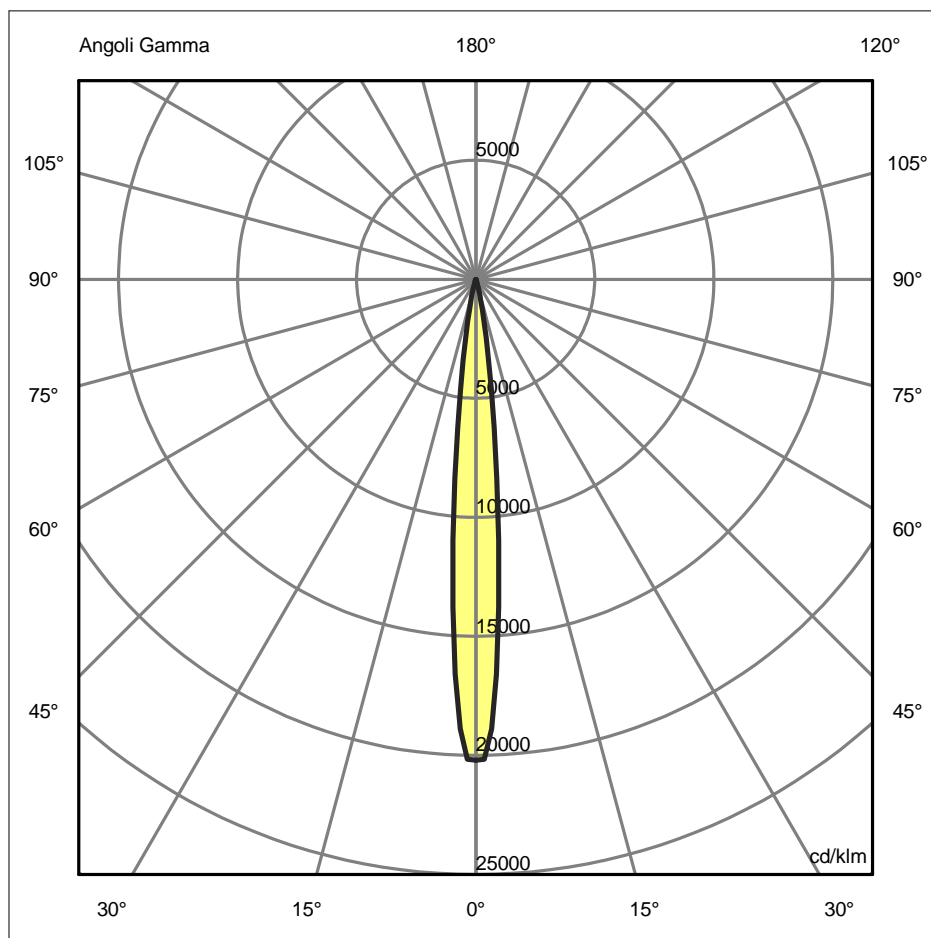
310mm x 140mm



Semipiani C

180.0 ——— 0.0

ULOR 0.00 %
DLOR 100.00 %
RN 0.00 %



Luminaire

Code T418010W00
Name CEFISO 14 10° 3000K 22W grigio bianco

Measurement

Code FTS1400039
Name CEFISO 14 10° 3000K 22W grigio bianco

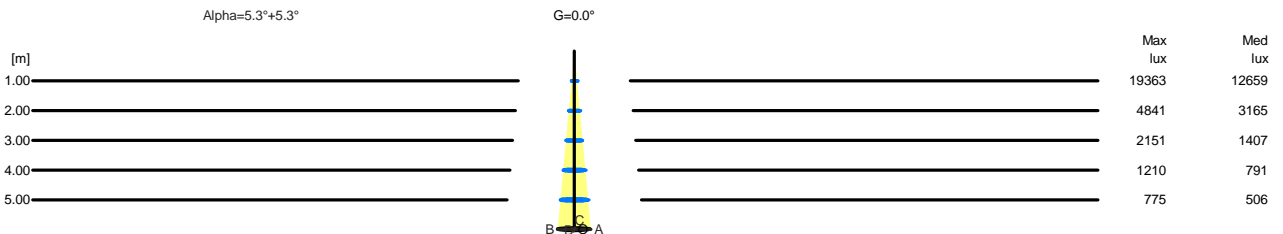
Efficiency	100.00%	Coordinate system	CG	Total Flux	958.59 lm	
Maximum value	20199.79 cd/klm	Position	C=0.00 G=0.00	Rotosymmetrical		
Rectangular Luminaire	Length	310 mm	Width	140 mm	Height	40 mm
Rectangular Luminous Area	Length	100 mm	Width	100 mm	Height	0 mm
Horizontal Luminous Area	0.010000 m2	Emitting area on Plane 180°		0.000000 m2		
Emitting area on Plane 0°	0.000000 m2	Emitting area on Plane 270°		0.000000 m2		
Emitting area on Plane 90°	0.000000 m2	Glare area at 76°		0.002419 m2		
Date	07-01-2014	Maximum Gamma Angle	180			
Measurement Distance	0.00	Measurement Flux	958.59 lm			
LED Flux=1091 lm - LED Power=20.0 W - Eff=84 % - EfcLED=55 lm/W - EfcLum=43 lm/W Ra=80 Typ - SDCM=4 - Life=L70(10K)>60500 ore						
C.I.E.	98 99 100 100 100	D DIN 5040	A60			
F UTE	--	B NBN	BZ 1			

Width at 50.00 % of Max Intensity

H[m]	1.00	2.00	3.00	4.00	5.00	H[m]	1.00	2.00	3.00	4.00	5.00
OA	0.09	0.19	0.28	0.37	0.47	OC	0.09	0.19	0.28	0.37	0.47
OB	0.09	0.19	0.28	0.37	0.47	OD	0.09	0.19	0.28	0.37	0.47

Luminous Intensities [cd/klm]

	0	5	15	25	35	45	55	65	75	85
OA	19363.32	10540.91	467.50	50.09	17.94	9.30	6.51	4.67	1.59	0.17
OB	19363.32	10540.91	467.50	50.09	17.94	9.30	6.51	4.67	1.59	0.17
OC	19363.32	10540.91	467.50	50.09	17.94	9.30	6.51	4.67	1.59	0.17
OD	19363.32	10540.91	467.50	50.09	17.94	9.30	6.51	4.67	1.59	0.17



H[m]	D[m]	Max lux	Med lux	Alpha=5.3°+5.3°	G=0.0
1.00	0.19	19363	12659		
2.00	0.37	4841	3165		
3.00	0.56	2151	1407		
4.00	0.75	1210	791		
5.00	0.94	775	506		