

Luminaire

Code T4180ELW10
Name CEFISO 14 7,4°x47,8° 3000K 22W grigio antracite

Measurement

Code FTS1602618-A
Name CEFISO 14 7,4°x47,8° 3000K 22W grigio antracite

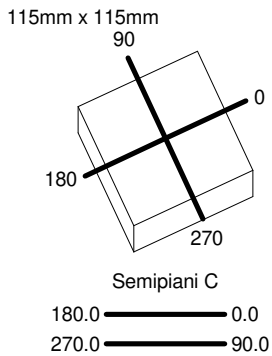
| | | | | | | | |
|----------------------------|---------|-----------------|----------------|-----------------------------|---------------|--------------------|--------------------|
| Luminaire Flux | 1596 lm | Luminaire Power | 23.0 W | Efficacy | 69.381 lm/W | Efficiency | 100.00% |
| Source Flux | 1596 lm | Maximum value | 5077.13 cd/klm | Position | C=0.00 G=0.00 | CG | Double Symmetrical |
| Rectangular Luminaire | | Length | 115 mm | Width | 115 mm | Height | 60 mm |
| Rectangular Luminous Area | | Length | 115 mm | Width | 115 mm | Height | 0 mm |
| Horizontal Luminous Area | | 0.013225 m2 | | Emitting area on Plane 180° | | 0.000000 m2 | |
| Emitting area on Plane 0° | | 0.000000 m2 | | Emitting area on Plane 270° | | 0.000000 m2 | |
| Emitting area on Plane 90° | | 0.000000 m2 | | Glare area at 76° | | 0.003199 m2 | |
| Coordinate system | | CG | | Symmetry Type | | Double Symmetrical | |
| Date | | 23-02-2022 | | Maximum Gamma Angle | | 180 | |
| Measurement Distance | | 0.00 | | Measurement Flux | | 1596 lm | |

LED Flux=2376lm LED Power=18W Eff=67% EfcLed=133lm/W EfcLum=69lm/W CCT=3000K Ra=80 SDCM=3 L70(6K)=272160h

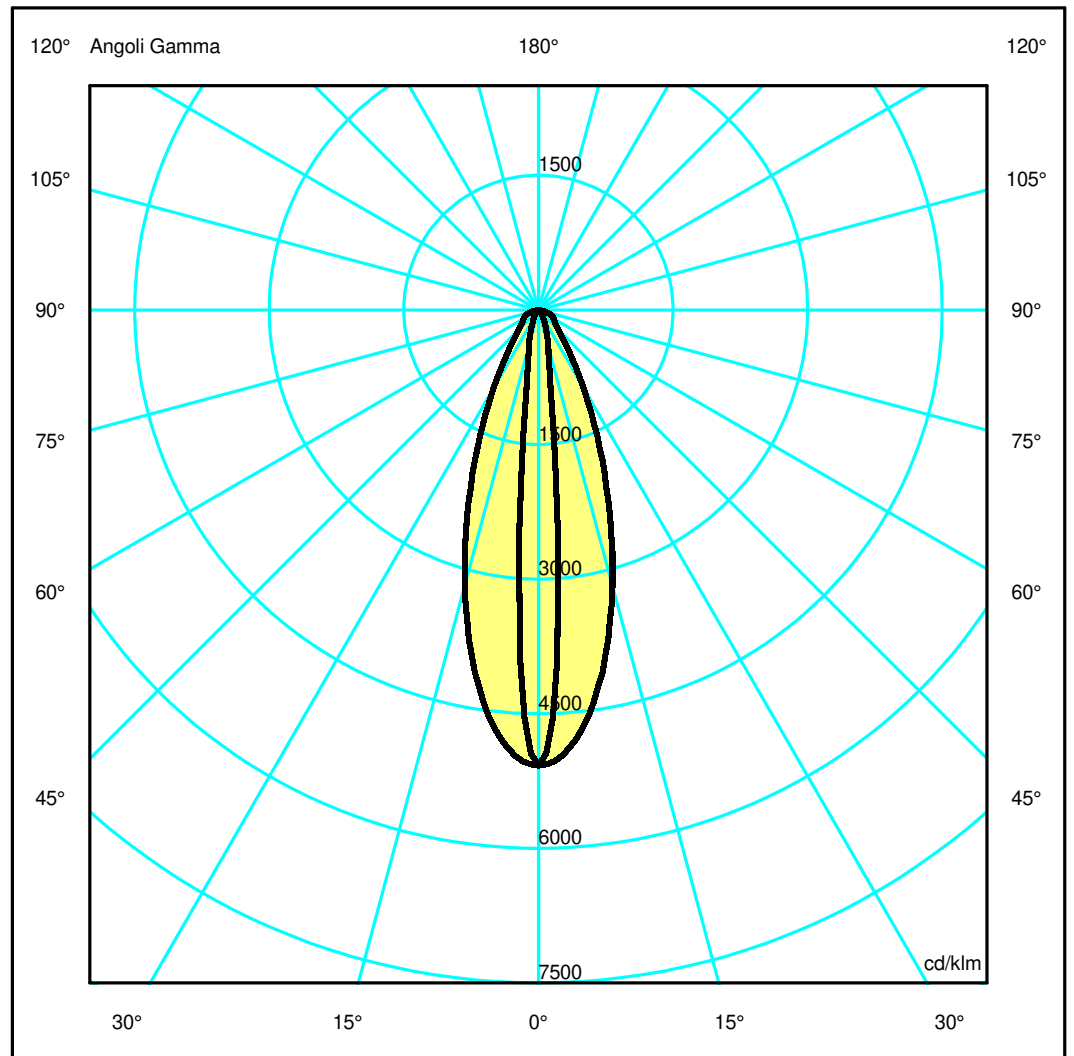
C.I.E. 87 96 99 100 100
F UTE 1.00 A

D DIN 5040
B NBN

A60
BZ 1



ULOR 0.42 %
DLOR 99.58 %
RN 0.42 %



Luminaire

Code T4180ELW10
Name CEFISO 14 7,4°x47,8° 3000K 22W grigio antracite

Measurment

Code FTS1602618-A
Name CEFISO 14 7,4°x47,8° 3000K 22W grigio antracite

| | | | | | | | |
|----------------------------|---------|-----------------|----------------|-----------------------------|---------------|--------------------|--------------------|
| Luminaire Flux | 1596 lm | Luminaire Power | 23.0 W | Efficacy | 69.381 lm/W | Efficiency | 100.00% |
| Source Flux | 1596 lm | Maximum value | 5077.13 cd/klm | Position | C=0.00 G=0.00 | CG | Double Symmetrical |
| Rectangular Luminaire | | Length | 115 mm | Width | 115 mm | Height | 60 mm |
| Rectangular Luminous Area | | Length | 115 mm | Width | 115 mm | Height | 0 mm |
| Horizontal Luminous Area | | 0.013225 m2 | | Emitting area on Plane 180° | | 0.000000 m2 | |
| Emitting area on Plane 0° | | 0.000000 m2 | | Emitting area on Plane 270° | | 0.000000 m2 | |
| Emitting area on Plane 90° | | 0.000000 m2 | | Glare area at 76° | | 0.003199 m2 | |
| Coordinate system | | CG | | Symmetry Type | | Double Symmetrical | |
| Date | | 23-02-2022 | | Maximum Gamma Angle | | 180 | |
| Measurement Distance | | 0.00 | | Measurement Flux | | 1596 lm | |

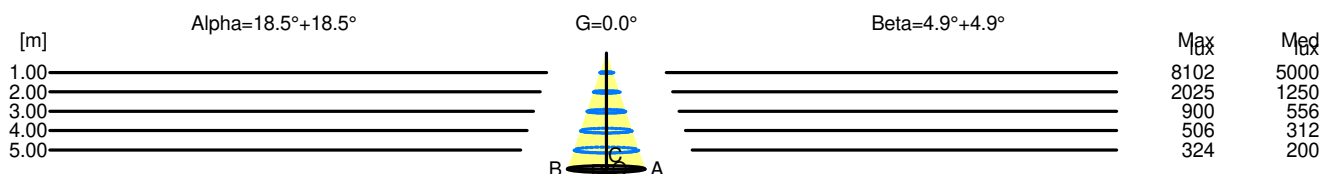
LED Flux=2376lm LED Power=18W Eff=67% EfcLed=133lm/W EfcLum=69lm/W CCT=3000K Ra=80 SDCM=3 L70(6K)=272160h

| | | | |
|--------|------------------|------------|------|
| C.I.E. | 87 96 99 100 100 | D DIN 5040 | A60 |
| F UTE | 1.00 A | B NBN | BZ 1 |

Width at 50.00 % of Max Intensity

| | | | | | | | | | | | |
|------|------|------|------|------|------|------|------|------|------|------|------|
| H[m] | 1.00 | 2.00 | 3.00 | 4.00 | 5.00 | H[m] | 1.00 | 2.00 | 3.00 | 4.00 | 5.00 |
| OA | 0.33 | 0.67 | 1.00 | 1.34 | 1.67 | OC | 0.08 | 0.17 | 0.25 | 0.34 | 0.42 |
| OB | 0.33 | 0.67 | 1.00 | 1.34 | 1.67 | OD | 0.08 | 0.17 | 0.25 | 0.34 | 0.42 |

| | Luminous Intensities [cd/klm] | | | | | | | | | |
|----|---------------------------------|---------|---------|---------|---------|--------|--------|--------|--------|-------|
| | 0 | 5 | 15 | 25 | 35 | 45 | 55 | 65 | 75 | 85 |
| OA | 8101.88 | 7660.33 | 5082.81 | 2471.95 | 1025.48 | 504.05 | 346.37 | 271.37 | 163.01 | 17.79 |
| OB | 8101.88 | 7660.33 | 5082.81 | 2471.95 | 1025.48 | 504.05 | 346.37 | 271.37 | 163.01 | 17.79 |
| OC | 8101.88 | 3900.12 | 665.51 | 261.43 | 119.33 | 61.72 | 28.58 | 13.98 | 5.82 | 1.10 |
| OD | 8101.88 | 3900.12 | 665.51 | 261.43 | 119.33 | 61.72 | 28.58 | 13.98 | 5.82 | 1.10 |



| H[m] | D[m] | Max lux | Med lux | Alpha=18.5°+18.5° | G=0.0 |
|------|------|---------|---------|-------------------|-------|
| 1.00 | 0.67 | 8102 | 5000 | | |
| 2.00 | 1.34 | 2025 | 1250 | | |
| 3.00 | 2.01 | 900 | 556 | | |
| 4.00 | 2.68 | 506 | 312 | | |
| 5.00 | 3.35 | 324 | 200 | | |

| H[m] | D[m] | Max lux | Med lux | Beta=4.9°+4.9° | G=0.0 |
|------|------|---------|---------|----------------|-------|
| 1.00 | 0.17 | 8102 | 5000 | | |
| 2.00 | 0.34 | 2025 | 1250 | | |
| 3.00 | 0.51 | 900 | 556 | | |
| 4.00 | 0.68 | 506 | 312 | | |
| 5.00 | 0.85 | 324 | 200 | | |