

Luminaire

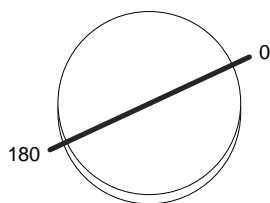
Code T41922NW10
 Name Calument 8 parete - Biemissione - Narrow - grigio antracite

Measurement

Code FTS1400175
 Name Calument 8 parete - Biemissione - Narrow - grigio antracite

Efficiency	100.00%	Coordinate system	CG	Total Flux	369.00 lm
Maximum value	14871.58 cd/klm	Position	C=0.00 G=0.00	Rotosymmetrical	
Round Luminaire	Diam. 80 mm	Height	250 mm		
Round Luminous Area	Diam. 61 mm	Height	0 mm		
Horizontal Luminous Area	0.002922 m2	Emitting area on Plane 180°	0.000000 m2		
Emitting area on Plane 0°	0.000000 m2	Emitting area on Plane 270°	0.000000 m2		
Emitting area on Plane 90°	0.000000 m2	Glare area at 76°	0.000707 m2		
Date	19-02-2014	Maximum Gamma Angle	180		
Measurement Distance	0.00	Measurement Flux	369.00 lm		
3000K - I _{max} =14872 cd/Klm - LED Flux=450 lm - LED Power=6.4 W - Eff=82 % - EfcLED=70 lm/W - EfcLum=46 lm/W Ra=80 typ - SDCM=3 - Life=L70(6K)>36300 ore					
C.I.E.	100 100 100 50 100	D DIN 5040	C61		
F UTE	--	B NBN	BZ 1		

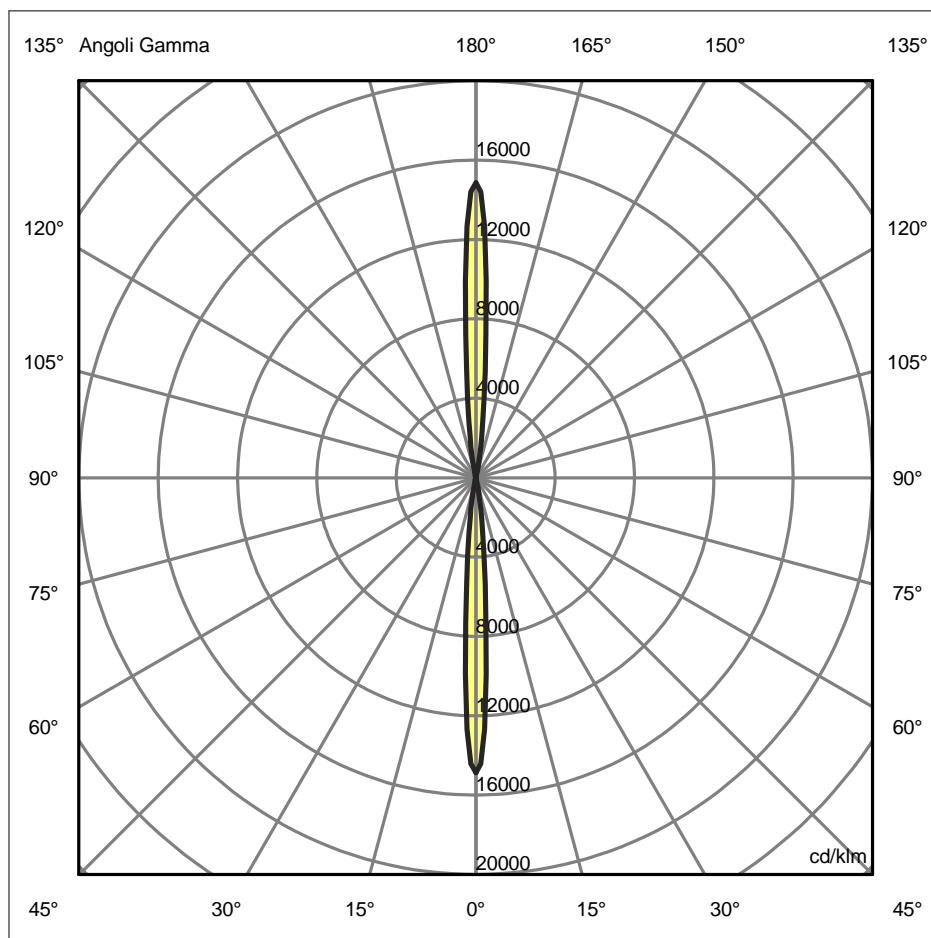
Diam=80mm



Semipiani C

180.0 ——— 0.0

ULOR 50.00 %
 DLOR 50.00 %
 RN 50.00 %



Luminaire

Code T41922NW10
Name Calument 8 parete - Biemissione - Narrow - grigio antracite

Measurerm.

Code FTS1400175
Name Calument 8 parete - Biemissione - Narrow - grigio antracite

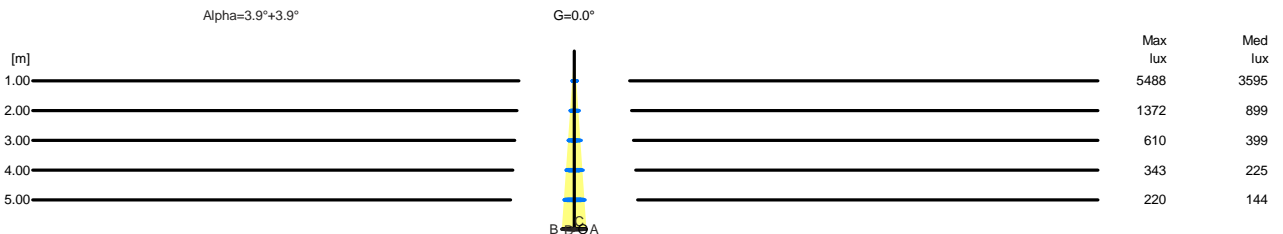
Efficiency	100.00%	Coordinate system	CG	Total Flux	369.00 lm
Maximum value	14871.58 cd/klm	Position	C=0.00 G=0.00	Rotosymmetrical	
Round Luminaire	Diam. 80 mm	Height	250 mm		
Round Luminous Area	Diam. 61 mm	Height	0 mm		
Horizontal Luminous Area	0.002922 m2	Emitting area on Plane 180°	0.000000 m2		
Emitting area on Plane 0°	0.000000 m2	Emitting area on Plane 270°	0.000000 m2		
Emitting area on Plane 90°	0.000000 m2	Glare area at 76°	0.000707 m2		
Date	19-02-2014	Maximum Gamma Angle	180		
Measurement Distance	0.00	Measurement Flux	369.00 lm		
3000K - Imax=14872 cd/Klm - LED Flux=450 lm - LED Power=6.4 W - Eff=82 % - EfcLED=70 lm/W - EfcLum=46 lm/W Ra=80 typ - SDCM=3 - Life=L70(6K)>36300 ore					
C.I.E.	100 100 100 50 100	D DIN 5040	C61		
F UTE	--	B NBN	BZ 1		

Width at 50.00 % of Max Intensity

H[m]	1.00	2.00	3.00	4.00	5.00	H[m]	1.00	2.00	3.00	4.00	5.00
OA	0.07	0.14	0.21	0.28	0.34	OC	0.07	0.14	0.21	0.28	0.34
OB	0.07	0.14	0.21	0.28	0.34	OD	0.07	0.14	0.21	0.28	0.34

Luminous Intensities [cd/klm]

	0	5	15	25	35	45	55	65	75	85
OA	5487.61	1974.25	64.20	13.68	4.19	0.00	0.00	0.00	0.00	0.00
OB	5487.61	1974.25	64.20	13.68	4.19	0.00	0.00	0.00	0.00	0.00
OC	5487.61	1974.25	64.20	13.68	4.19	0.00	0.00	0.00	0.00	0.00
OD	5487.61	1974.25	64.20	13.68	4.19	0.00	0.00	0.00	0.00	0.00



H[m]	D[m]	Max lux	Med lux	Alpha=3.9°+3.9°	G=0.0
1.00	0.14	5488	3595		
2.00	0.28	1372	899		
3.00	0.41	610	399		
4.00	0.55	343	225		
5.00	0.69	220	144		