

Luminaire

Code T41952NW00
Name Calumet 13 parete - Biemissione - Narrow - grigio bianco

Measurement

Code FTS1501477-A
Name Calumet 13 parete - Biemissione - Narrow - grigio bianco

Luminaire Flux	1306 lm	Luminaire Power	15.0 W	Efficacy	87.093 lm/W	Efficiency	100.00%
Source Flux	1306 lm	Maximum value	11455.04 cd/klm	Position	C=0.00 G=0.00	CG	Rotosymmetrical
Round Luminaire		Diam.	130 mm	Height	228 mm		
Round Luminous Area		Diam.	94 mm	Height	0 mm		
Horizontal Luminous Area			0.006940 m ²	Emitting area on Plane 180°			0.000000 m ²
Emitting area on Plane 0°			0.000000 m ²	Emitting area on Plane 270°			0.000000 m ²
Emitting area on Plane 90°			0.000000 m ²	Glare area at 76°			0.001679 m ²
Coordinate system		CG		Symmetry Type			Rotosymmetrical
Date		22-02-2022		Maximum Gamma Angle			180
Measurement Distance		0.00		Measurement Flux			1306 lm

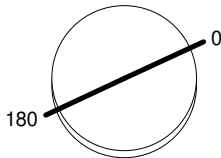
LED Flux=1592lm LED Power=11W Eff=82% EfcLed=143lm/W EfcLum=87lm/W CCT=3000K Ra=80 SDCM=3 L70(6K)=272160h

C.I.E. 96 99 100 50 100
F UTE 0.50 A + 0.50 T

D DIN 5040
B NBN

C61
BZ 1

Diam=130mm



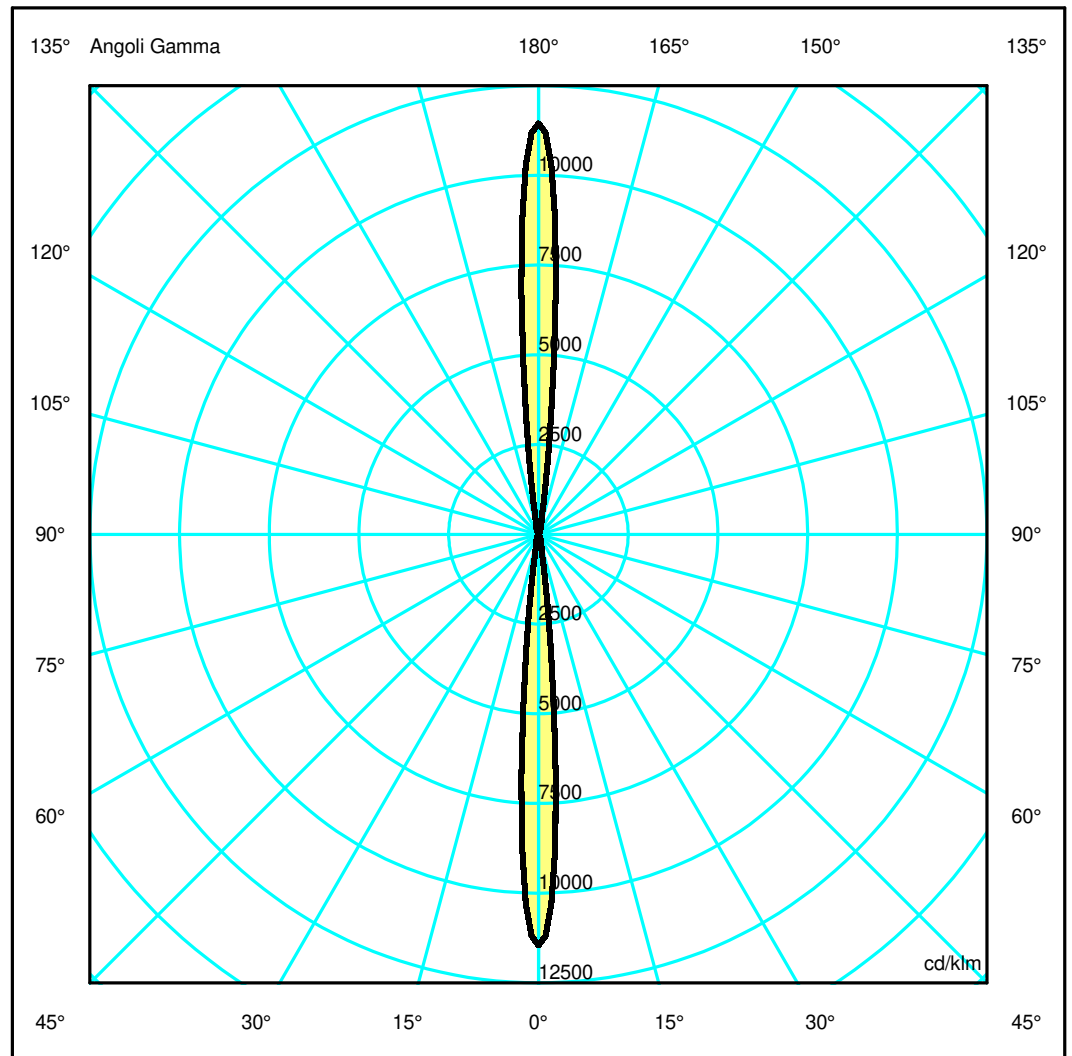
Semipiani C

180.0 ——— 0.0

ULOR 50.00 %

DLOR 50.00 %

RN 50.00 %



Luminaire

Code T41952NW00
Name Calumet 13 parete - Biemissione - Narrow - grigio bianco

Measurem.

Code FTS1501477-A
Name Calumet 13 parete - Biemissione - Narrow - grigio bianco

Luminaire Flux	1306 lm	Luminaire Power	15.0 W	Efficacy	87.093 lm/W	Efficiency	100.00%
Source Flux	1306 lm	Maximum value	11455.04 cd/klm	Position	C=0.00 G=0.00	CG	Rotosymmetrical
Round Luminaire		Diam.	130 mm	Height	228 mm		
Round Luminous Area		Diam.	94 mm	Height	0 mm		
Horizontal Luminous Area		0.006940 m2		Emitting area on Plane 180°		0.000000 m2	
Emitting area on Plane 0°		0.000000 m2		Emitting area on Plane 270°		0.000000 m2	
Emitting area on Plane 90°		0.000000 m2		Glare area at 76°		0.001679 m2	
Coordinate system		CG		Symmetry Type		Rotosymmetrical	
Date		22-02-2022		Maximum Gamma Angle		180	
Measurement Distance		0.00		Measurement Flux		1306 lm	

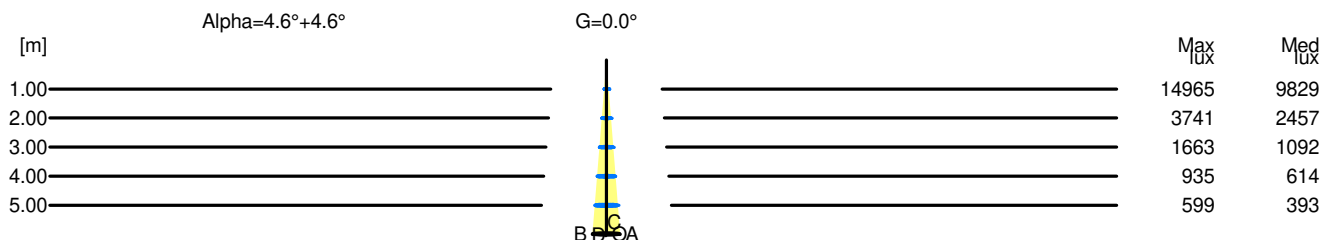
LED Flux=1592lm LED Power=11W Eff=82% EfcLed=143lm/W EfcLum=87lm/W CCT=3000K Ra=80 SDCM=3 L70(6K)=272160h

C.I.E.	96 99 100 50 100	D DIN 5040	C61
F UTE	0.50 A + 0.50 T	B NBN	BZ 1

Width at 50.00 % of Max Intensity

H[m]	1.00	2.00	3.00	4.00	5.00	H[m]	1.00	2.00	3.00	4.00	5.00
OA	0.08	0.16	0.24	0.32	0.40	OC	0.08	0.16	0.24	0.32	0.40
OB	0.08	0.16	0.24	0.32	0.40	OD	0.08	0.16	0.24	0.32	0.40

	Luminous Intensities [cd/klm]									
	0	5	15	25	35	45	55	65	75	85
OA	14964.86	6377.22	373.92	119.44	46.31	22.55	9.58	4.18	0.89	0.26
OB	14964.86	6377.22	373.92	119.44	46.31	22.55	9.58	4.18	0.89	0.26
OC	14964.86	6377.22	373.92	119.44	46.31	22.55	9.58	4.18	0.89	0.26
OD	14964.86	6377.22	373.92	119.44	46.31	22.55	9.58	4.18	0.89	0.26



H[m]	D[m]	Max lux	Med lux	Alpha=4.6°+4.6°	G=0.0
1.00	0.16	14965	9829		
2.00	0.32	3741	2457		
3.00	0.48	1663	1092		
4.00	0.64	935	614		
5.00	0.80	599	393		