

Luminaire

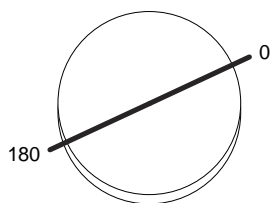
Code T41961LW00
Name Calument 13 soffitto - Monoemissione - Wide - grigio bianco

Measurerm.

Code FTS1400169
Name Calument 13 soffitto - Monoemissione - Wide - grigio bianco

Efficiency	100.00%	Coordinate system	CG	Total Flux	339.01 lm
Maximum value	2730.06 cd/klm	Position	C=0.00 G=0.00	Rotosymmetrical	
Round Luminaire	Diam. 130 mm	Height	228 mm		
Round Luminous Area	Diam. 110 mm	Height	0 mm		
Horizontal Luminous Area	0.009503 m2	Emitting area on Plane 180°	0.000000 m2		
Emitting area on Plane 0°	0.000000 m2	Emitting area on Plane 270°	0.000000 m2		
Emitting area on Plane 90°	0.000000 m2	Glare area at 76°	0.002299 m2		
Date	20-02-2014	Maximum Gamma Angle	90		
Measurement Distance	0.00	Measurement Flux	339.01 lm		
3000K - Imax=2730 cd/klm - LED Flux=435 lm - LED Power=6.5 W - Eff=78 % - EfcLED=67 lm/W - EfcLum=42 lm/W Ra=80 typ - SDCM=4 - Life=L70(6K)>36300 ore					
C.I.E.	96 99 100 100 100	D DIN 5040	A60		
F UTE	1.00 A	B NBN	BZ 1		

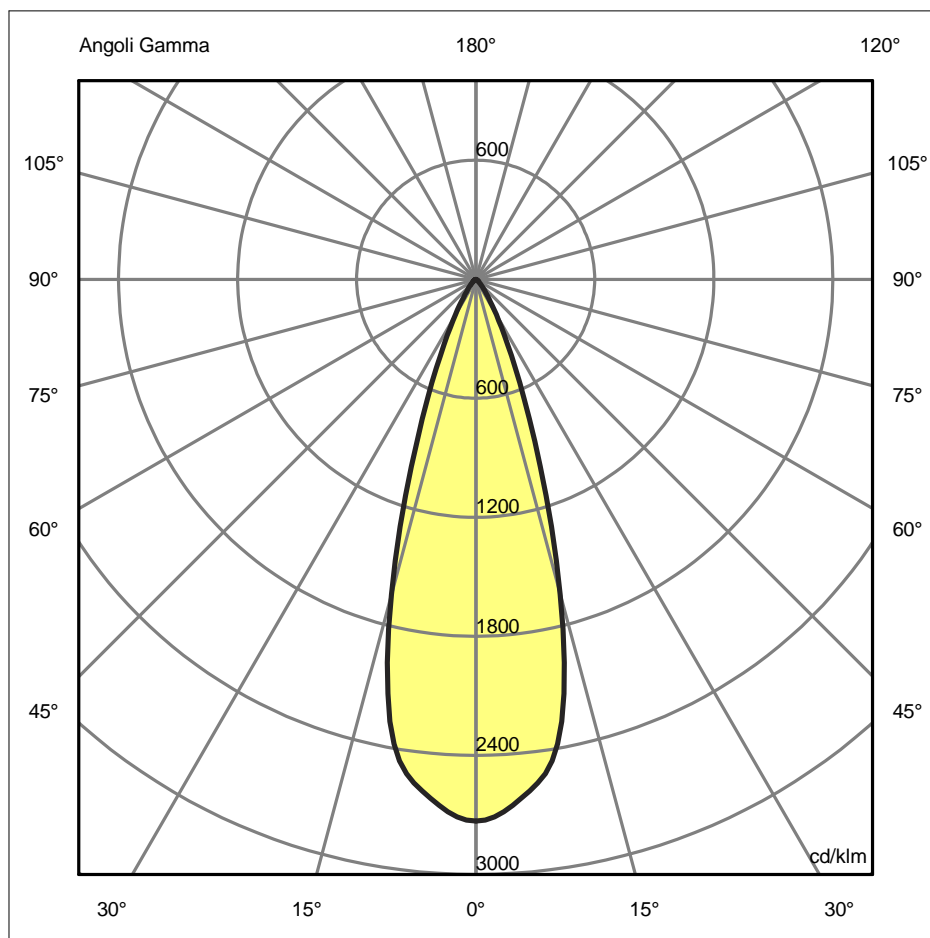
Diam=130mm



Semipiani C

180.0 ——— 0.0

ULOR 0.00 %
DLOR 100.00 %
RN 0.00 %



Luminaire

Code T41961LW00
Name Calument 13 soffitto - Monoemissione - Wide - grigio bianco

Measurerm.

Code FTS1400169
Name Calument 13 soffitto - Monoemissione - Wide - grigio bianco

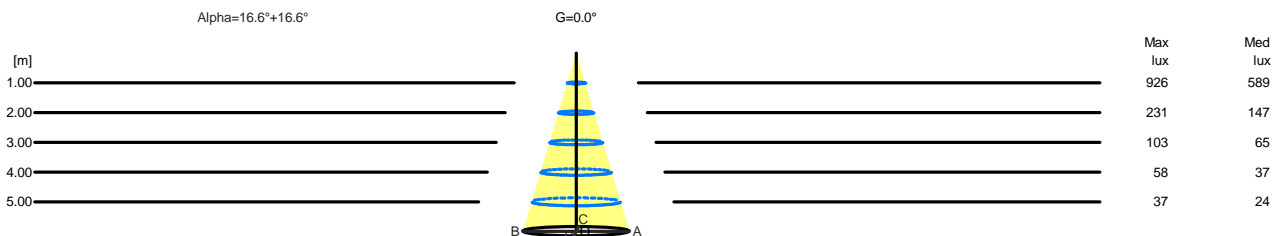
Efficiency	100.00%	Coordinate system	CG	Total Flux	339.01 lm
Maximum value	2730.06 cd/klm	Position	C=0.00 G=0.00	Rotosymmetrical	
Round Luminaire	Diam. 130 mm	Height	228 mm		
Round Luminous Area	Diam. 110 mm	Height	0 mm		
Horizontal Luminous Area	0.009503 m2	Emitting area on Plane 180°	0.000000 m2		
Emitting area on Plane 0°	0.000000 m2	Emitting area on Plane 270°	0.000000 m2		
Emitting area on Plane 90°	0.000000 m2	Glare area at 76°	0.002299 m2		
Date	20-02-2014	Maximum Gamma Angle	90		
Measurement Distance	0.00	Measurement Flux	339.01 lm		
3000K - I _{max} =2730 cd/klm - LED Flux=435 lm - LED Power=6.5 W - Eff=78 % - EfcLED=67 lm/W - EfcLum=42 lm/W Ra=80 typ - SDCM=4 - Life=L70(6K)>36300 ore					
C.I.E.	96 99 100 100 100	D DIN 5040	A60		
F UTE	1.00 A	B NBN	BZ 1		

Width at 50.00 % of Max Intensity

H[m]	1.00	2.00	3.00	4.00	5.00	H[m]	1.00	2.00	3.00	4.00	5.00
OA	0.30	0.60	0.90	1.20	1.49	OC	0.30	0.60	0.90	1.20	1.49
OB	0.30	0.60	0.90	1.20	1.49	OD	0.30	0.60	0.90	1.20	1.49

Luminous Intensities [cd/klm]

	0	5	15	25	35	45	55	65	75	85
OA	925.52	889.91	557.41	143.79	35.25	10.74	4.27	1.58	0.00	0.00
OB	925.52	889.91	557.41	143.79	35.25	10.74	4.27	1.58	0.00	0.00
OC	925.52	889.91	557.41	143.79	35.25	10.74	4.27	1.58	0.00	0.00
OD	925.52	889.91	557.41	143.79	35.25	10.74	4.27	1.58	0.00	0.00



H[m]	D[m]	Max lux	Med lux	Alpha=16.6°+16.6°	G=0.0
1.00	0.60	926	589		
2.00	1.20	231	147		
3.00	1.79	103	65		
4.00	2.39	58	37		
5.00	2.99	37	24		