

## Luminaire

Code T42008NSPW00  
Name EGO 220S FLAT DL Narrow Spot 3000K ALL

## Measurem.

Code FTS1501376-A  
Name EGO 220S FLAT DL Narrow Spot 3000K ALL

Luminaire Flux	1499 lm	Luminaire Power	14.0 W	Efficacy	107.089 lm/W	Efficiency	100.00%
Source Flux	1499 lm	Maximum value	22906.03 cd/klm	Position	C=0.00 G=0.00	CG	Rotosymmetrical
Rectangular Luminaire		Length	220 mm	Width	220 mm	Height	60 mm
Rectangular Luminous Area		Length	115 mm	Width	115 mm	Height	0 mm
Horizontal Luminous Area		0.013225 m2		Emitting area on Plane 180°		0.000000 m2	
Emitting area on Plane 0°		0.000000 m2		Emitting area on Plane 270°		0.000000 m2	
Emitting area on Plane 90°		0.000000 m2		Glare area at 76°		0.003199 m2	
Coordinate system		CG		Symmetry Type		Rotosymmetrical	
Date		06-02-2023		Maximum Gamma Angle		180	
Measurement Distance		0.00		Measurement Flux		1499 lm	

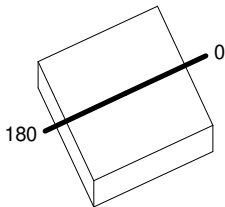
LED Flux=1827lm LED Power=14W Eff=82% EfcLed=131lm/W EfcLum=107lm/W CCT=3000K Ra=80 SDCM=3 L70(6K)=272160h

C.I.E. 96 99 100 100 100  
F UTE 1.00 A

D DIN 5040  
B NBN

A60  
BZ 1

220mm x 220mm



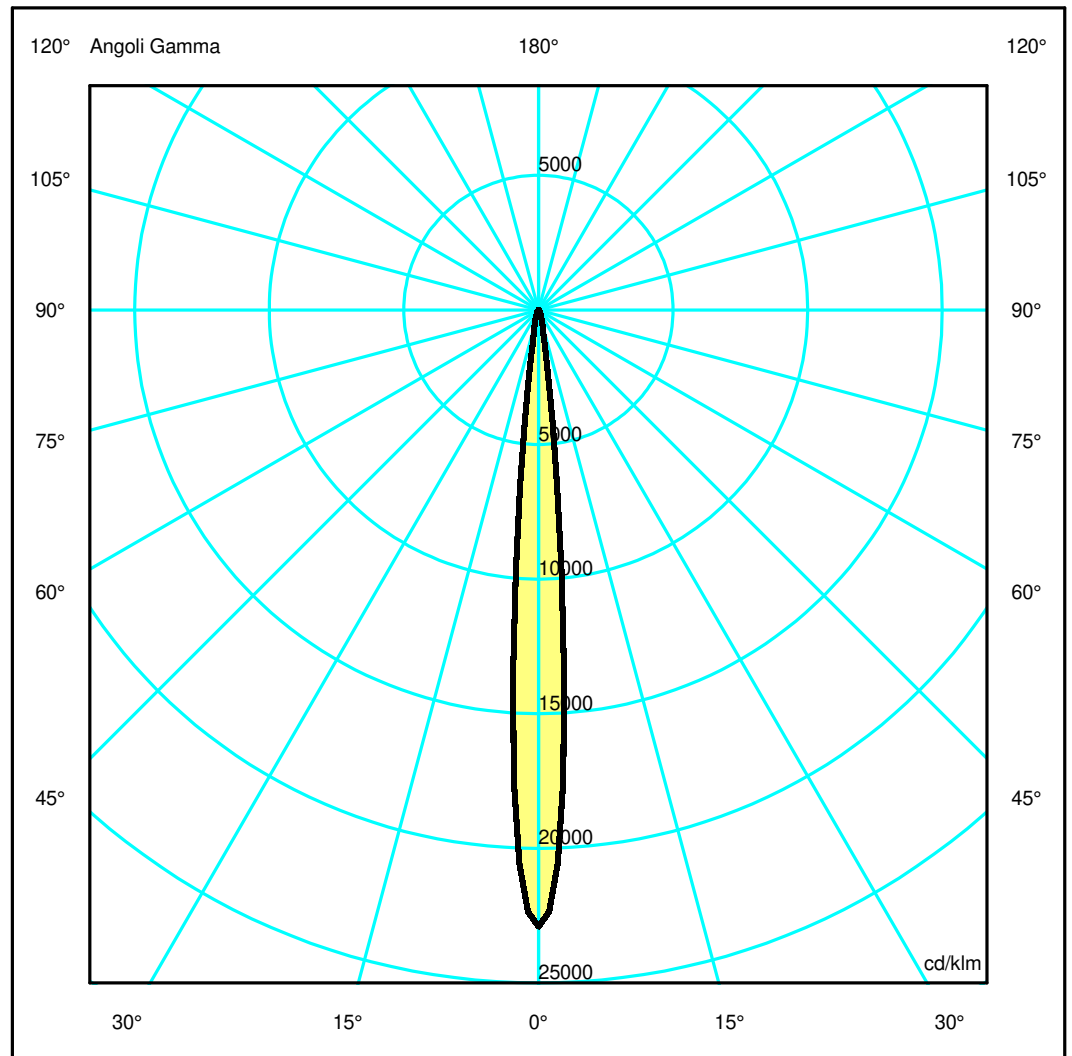
Semipiani C

180.0 ——— 0.0

ULOR 0.34 %

DLOR 99.66 %

RN 0.34 %



## Luminaire

Code T42008NSPW00  
Name EGO 220S FLAT DL Narrow Spot 3000K ALL

## Measurum.

Code FTS1501376-A  
Name EGO 220S FLAT DL Narrow Spot 3000K ALL

Luminaire Flux	1499 lm	Luminaire Power	14.0 W	Efficacy	107.089 lm/W	Efficiency	100.00%
Source Flux	1499 lm	Maximum value	22906.03 cd/klm	Position	C=0.00 G=0.00	CG	Rotosymmetrical
Rectangular Luminaire		Length	220 mm	Width	220 mm	Height	60 mm
Rectangular Luminous Area		Length	115 mm	Width	115 mm	Height	0 mm
Horizontal Luminous Area		0.013225 m2		Emitting area on Plane 180°		0.000000 m2	
Emitting area on Plane 0°		0.000000 m2		Emitting area on Plane 270°		0.000000 m2	
Emitting area on Plane 90°		0.000000 m2		Glare area at 76°		0.003199 m2	
Coordinate system		CG		Symmetry Type		Rotosymmetrical	
Date		06-02-2023		Maximum Gamma Angle		180	
Measurement Distance		0.00		Measurement Flux		1499 lm	

LED Flux=1827lm LED Power=14W Eff=82% EfcLed=131lm/W EfcLum=107lm/W CCT=3000K Ra=80 SDCM=3 L70(6K)=272160h

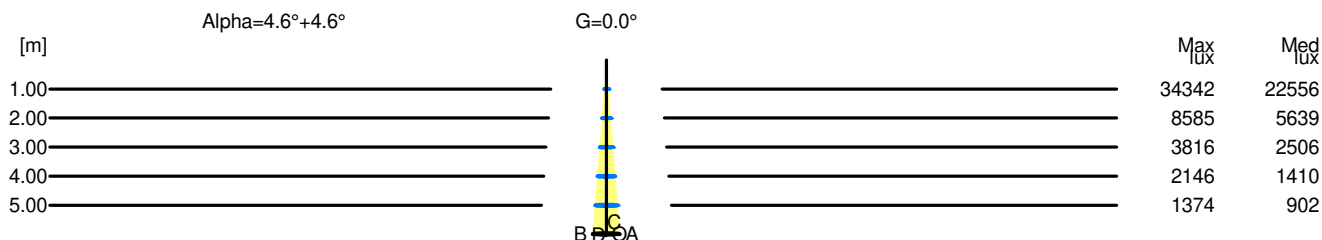
C.I.E.	96 99 100 100 100	D DIN 5040	A60
F UTE	1.00 A	B NBN	BZ 1

### Width at 50.00 % of Max Intensity

H[m]	1.00	2.00	3.00	4.00	5.00	H[m]	1.00	2.00	3.00	4.00	5.00
OA	0.08	0.16	0.24	0.32	0.40	OC	0.08	0.16	0.24	0.32	0.40
OB	0.08	0.16	0.24	0.32	0.40	OD	0.08	0.16	0.24	0.32	0.40

### Luminous Intensities [ cd/klm]

	0	5	15	25	35	45	55	65	75	85
OA	34341.64	14631.37	850.99	271.84	105.74	51.43	21.74	9.38	1.83	0.38
OB	34341.64	14631.37	850.99	271.84	105.74	51.43	21.74	9.38	1.83	0.38
OC	34341.64	14631.37	850.99	271.84	105.74	51.43	21.74	9.38	1.83	0.38
OD	34341.64	14631.37	850.99	271.84	105.74	51.43	21.74	9.38	1.83	0.38



H[m]	D[m]	Max lux	Med lux	Alpha=4.6°+4.6°	G=0.0
1.00	0.16	34342	22556		
2.00	0.32	8585	5639		
3.00	0.48	3816	2506		
4.00	0.64	2146	1410		
5.00	0.80	1374	902		