

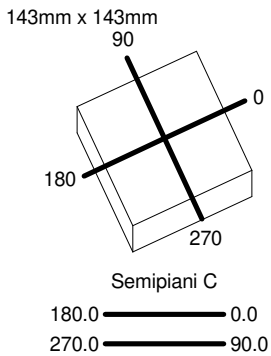
## Luminaire

Code T42012NW00  
Name EFFETTO 14S 2 FASCI STRETTI 3000K grigio bianco

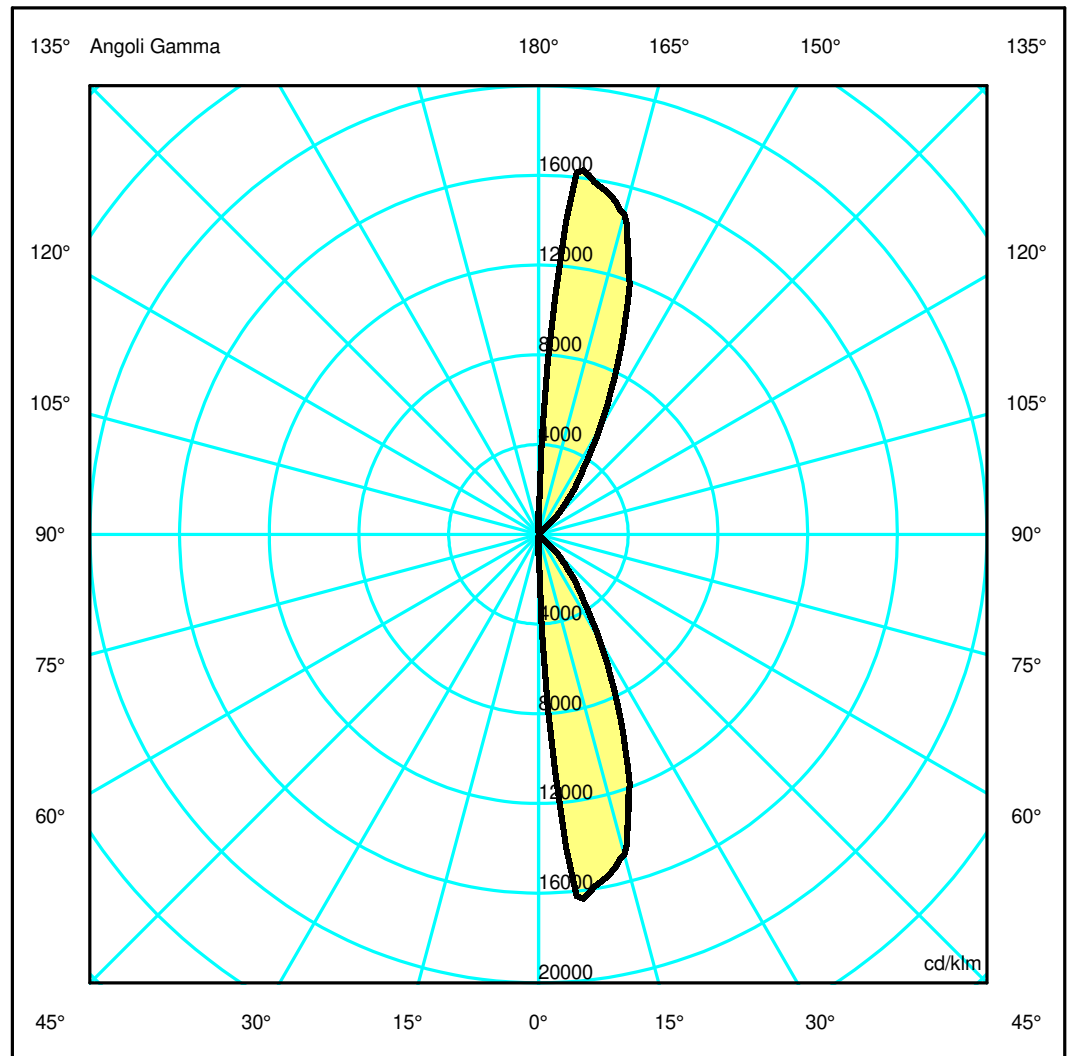
## Measurem.

Code FTS1501911  
Name EFFETTO 14S 2 FASCI STRETTI 3000K grigio bianco

Luminaire Flux	38 lm	Luminaire Power	7.0 W	Efficacy	5.374 lm/W	Efficiency	100.00%
Source Flux	38 lm	Maximum value	16364.09 cd/klm	Position	C=0.00 G=7.00	CG	Asymmetrical
Rectangular Luminaire		Length	143 mm	Width	143 mm	Height	143 mm
Rectangular Luminous Area		Length	60 mm	Width	45 mm	Height	0 mm
Horizontal Luminous Area		0.002700 m2		Emitting area on Plane 180°		0.000000 m2	
Emitting area on Plane 0°		0.000000 m2		Emitting area on Plane 270°		0.000000 m2	
Emitting area on Plane 90°		0.000000 m2		Glare area at 76°		0.000653 m2	
Coordinate system		CG		Symmetry Type		Asymmetrical	
Date		21-11-2014		Maximum Gamma Angle		180	
Measurement Distance		0.00		Measurement Flux		38 lm	
3000K - Imax=16370 cd/klm -LED Flux=454 lm - LED Power=4.2 W - Eff=8.3% - EfcLED=108 lm/W - EfcLum=5.37 lm/W Ra=80 min -SDCM=4- Life=L70(9K)>51400 ore							
C.I.E.	95 100 100 50 100			D DIN 5040	C61		
F UTE	0.50 A + 0.50 T			B NBN	BZ 1		



ULOR 50.02 %  
DLOR 49.98 %  
RN 50.02 %



## Luminaire

Code T42012NW00  
Name EFFETTO 14S 2 FASCI STRETTI 3000K grigio bianco

## Measurem.

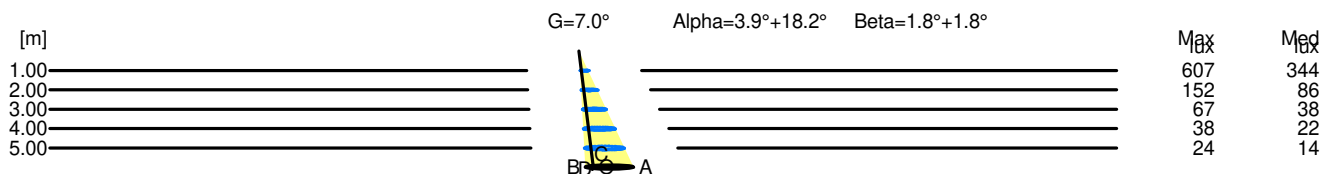
Code FTS1501911  
Name EFFETTO 14S 2 FASCI STRETTI 3000K grigio bianco

Luminaire Flux	38 lm	Luminaire Power	7.0 W	Efficacy	5.374 lm/W	Efficiency	100.00%
Source Flux	38 lm	Maximum value	16364.09 cd/klm	Position	C=0.00 G=7.00	CG	Asymmetrical
Rectangular Luminaire		Length	143 mm	Width	143 mm	Height	143 mm
Rectangular Luminous Area		Length	60 mm	Width	45 mm	Height	0 mm
Horizontal Luminous Area		0.002700 m2		Emitting area on Plane 180°		0.000000 m2	
Emitting area on Plane 0°		0.000000 m2		Emitting area on Plane 270°		0.000000 m2	
Emitting area on Plane 90°		0.000000 m2		Glare area at 76°		0.000653 m2	
Coordinate system		CG		Symmetry Type		Asymmetrical	
Date		21-11-2014		Maximum Gamma Angle		180	
Measurement Distance		0.00		Measurement Flux		38 lm	
3000K - I <sub>max</sub> =16370 cd/klm - LED Flux=454 lm - LED Power=4.2 W - Eff=8.3% - EfcLED=108 lm/W - EfcLum=5.37 lm/W Ra=80 min -SDCM=4- Life=L70(9K)>51400 ore							
C.I.E.	95 100 100 50 100			D DIN 5040	C61		
F UTE	0.50 A + 0.50 T			B NBN	BZ 1		

### Width at 50.00 % of Max Intensity

H[m]	1.00	2.00	3.00	4.00	5.00	H[m]	1.00	2.00	3.00	4.00	5.00
OA	0.35	0.69	1.04	1.39	1.74	OC	0.03	0.06	0.10	0.13	0.16
OB	0.07	0.14	0.20	0.27	0.34	OD	0.03	0.06	0.10	0.13	0.16

	Luminous Intensities [ cd/klm]									
	0	5	15	25	35	45	55	65	75	85
OA	1.87	527.02	555.93	311.94	127.16	41.55	0.00	0.00	0.00	0.00
OB	1.87	0.00	0.00	0.00	0.00	0.00	0.00	0.00	0.00	0.00
OC	1.87	0.99	0.15	0.16	0.20	0.13	0.00	0.00	0.00	0.00
OD	1.87	0.99	0.15	0.16	0.20	0.13	0.00	0.00	0.00	0.00



H[m]	D[m]	Max lux	Med lux	Alpha=3.9°+18.2°	G=7.0
1.00	0.42	607	344		
2.00	0.83	152	86		
3.00	1.25	67	38		
4.00	1.66	38	22		
5.00	2.08	24	14		

H[m]	D[m]	Max lux	Med lux	Beta=1.8°+1.8°	G=0.0
1.00	0.06	607	344		
2.00	0.13	152	86		
3.00	0.19	67	38		
4.00	0.26	38	22		
5.00	0.32	24	14		