

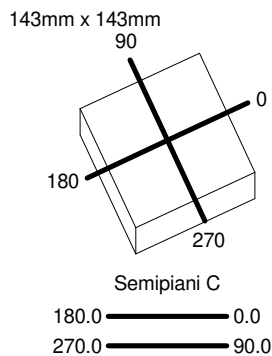
Luminaire

Code T4201NLW20
Name EFFETTO 14S 1 FASCIO STRETTO + 1 FASCIO LARGO 3000K grigio antracite

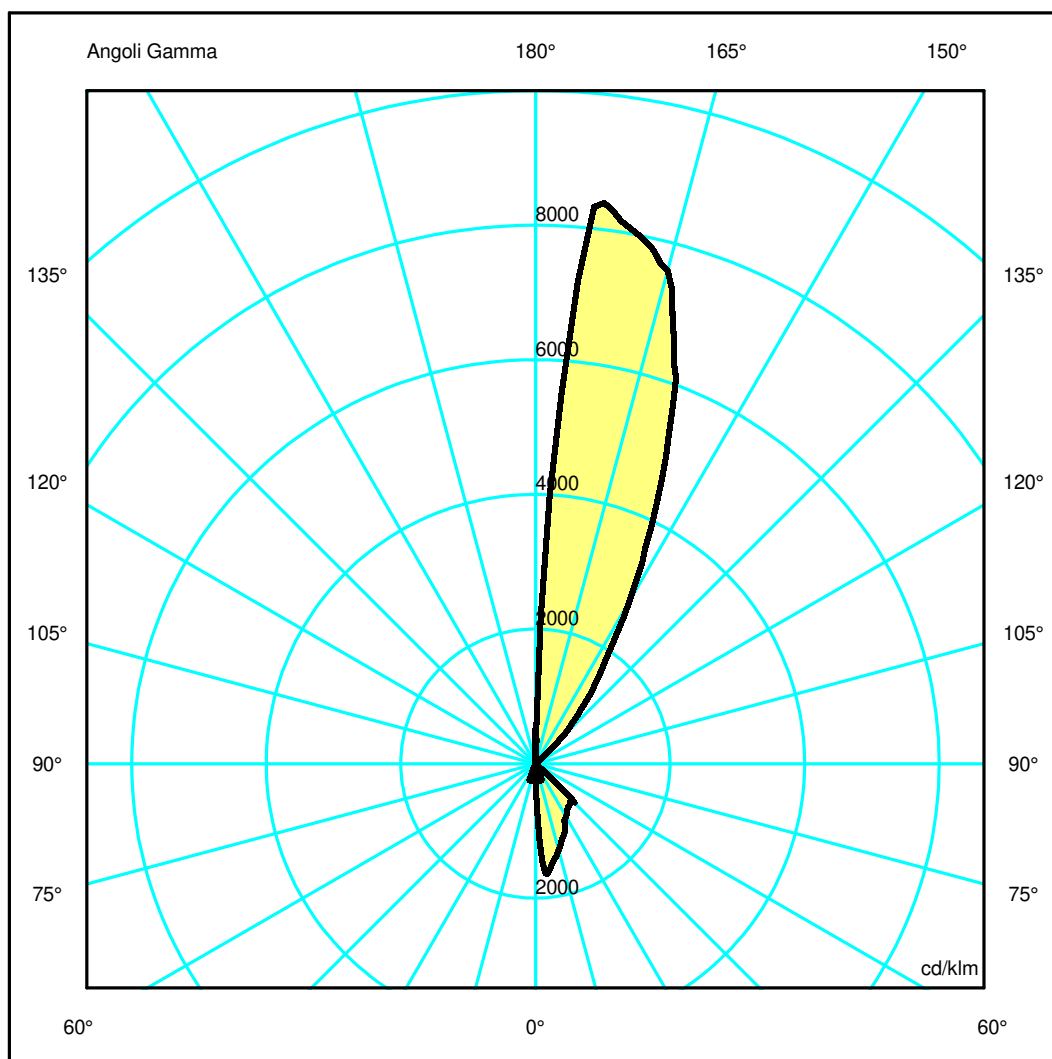
Measurment

Code FTS1501915
Name EFFETTO 14S 1 FASCIO STRETTO + 1 FASCIO LARGO 3000K grigio antracite

Luminaire Flux	73 lm	Luminaire Power	7.0 W	Efficacy	10.474 lm/W	Efficiency	100.00%
Source Flux	73 lm	Maximum value	8396.06 cd/klm	Position	C=0.00 G=173.00	CG	Asymmetrical
Rectangular Luminaire		Length	143 mm	Width	143 mm	Height	143 mm
Rectangular Luminous Area		Length	60 mm	Width	45 mm	Height	0 mm
Horizontal Luminous Area		0.002700 m2		Emitting area on Plane 180°		0.000000 m2	
Emitting area on Plane 0°		0.000000 m2		Emitting area on Plane 270°		0.000000 m2	
Emitting area on Plane 90°		0.000000 m2		Glare area at 76°		0.000653 m2	
Coordinate system		CG		Symmetry Type		Asymmetrical	
Date		20-11-2014		Maximum Gamma Angle		180	
Measurement Distance		0.00		Measurement Flux		73 lm	
3000K - Imax=8400 cd/klm -LED Flux=454 lm - LED Power=4.2 W - Eff=16.2% - EfcLED=108 lm/W - EfcLum=10.47 lm/W Ra=80 min -SDCM=4- Life=L70(9K)>51400 ore							
C.I.E.	83 96 99 74 100			D DIN 5040	B61		
F UTE	0.74 B + 0.26 T			B NBN	BZ 1		



ULOR 25.67 %
DLOR 74.33 %
RN 25.67 %



Luminaire

Code T4201NLW20
Name EFFETTO 14S 1 FASCIO STRETTO + 1 FASCIO LARGO 3000K grigio antracite

Measur.

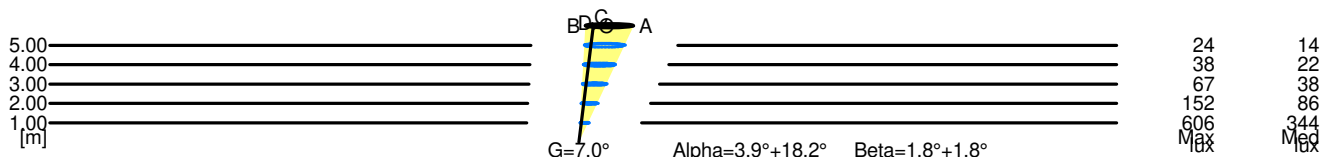
Code FTS1501915
Name EFFETTO 14S 1 FASCIO STRETTO + 1 FASCIO LARGO 3000K grigio antracite

Luminaire Flux	73 lm	Luminaire Power	7.0 W	Efficacy	10.474 lm/W	Efficiency	100.00%
Source Flux	73 lm	Maximum value	8396.06 cd/klm	Position	C=0.00 G=173.00	CG	Asymmetrical
Rectangular Luminaire		Length	143 mm	Width	143 mm	Height	143 mm
Rectangular Luminous Area		Length	60 mm	Width	45 mm	Height	0 mm
Horizontal Luminous Area		0.002700 m2		Emitting area on Plane 180°		0.000000 m2	
Emitting area on Plane 0°		0.000000 m2		Emitting area on Plane 270°		0.000000 m2	
Emitting area on Plane 90°		0.000000 m2		Glare area at 76°		0.000653 m2	
Coordinate system		CG		Symmetry Type		Asymmetrical	
Date		20-11-2014		Maximum Gamma Angle		180	
Measurement Distance		0.00		Measurement Flux		73 lm	
3000K - I _{max} =8400 cd/klm -LED Flux=454 lm - LED Power=4.2 W - Eff=16.2% - EfcLED=108 lm/W - EfcLum=10.47 lm/W Ra=80 min -SDCM=4- Life=L70(9K)>51400 ore							
C.I.E.	83 96 99 74 100			D DIN 5040	B61		
F UTE	0.74 B + 0.26 T			B NBN	BZ 1		

Width at 50.00 % of Max Intensity

H[m]	1.00	2.00	3.00	4.00	5.00	H[m]	1.00	2.00	3.00	4.00	5.00
OA	0.35	0.69	1.04	1.39	1.74	OC	0.03	0.06	0.10	0.13	0.16
OB	0.07	0.14	0.20	0.27	0.34	OD	0.03	0.06	0.10	0.13	0.16

	Luminous Intensities [cd/klm]									
	0	5	15	25	35	45	55	65	75	85
OA	39.00	527.00	555.91	311.93	127.16	41.54	0.00	0.00	0.00	0.00
OB	39.00	0.00	0.00	0.00	0.00	0.00	0.00	0.00	0.00	0.00
OC	39.00	0.99	0.15	0.16	0.20	0.13	0.00	0.00	0.00	0.00
OD	39.00	0.99	0.15	0.16	0.20	0.13	0.00	0.00	0.00	0.00



5.00	2.08	24	14		
4.00	1.66	38	22		
3.00	1.25	67	38		
2.00	0.83	152	86		
1.00	0.42	606	344		
H[m]	D[m]	Max lux	Med lux	Alpha=3.9°+18.2°	G=7.0

5.00	0.32	24	14		
4.00	0.26	38	22		
3.00	0.19	67	38		
2.00	0.13	152	86		
1.00	0.06	606	344		
H[m]	D[m]	Max lux	Med lux	Beta=1.8°+1.8°	G=0.0