

## Luminaire

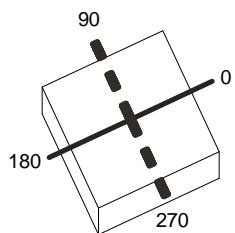
Code T42021LW00  
Name EFFETTO 1 FASCIO LARGO 4,5W 3000K grigio bianco

## Measurerm.

Code FTS0000795  
Name EFFETTO 1 FASCIO LARGO 4,5W 3000K grigio bianco

Efficiency	100.00%	Coordinate system	CG	Total Flux	11.70 lm	
Maximum value	2174.61 cd/klm	Position	C=340.00 G=23.00	Asymmetrical		
Rectangular Luminaire Rectangular Luminous Area	Length Length	140 mm 50 mm	Width Width	140 mm 50 mm	Height Height	140 mm 0 mm
Horizontal Luminous Area Emitting area on Plane 0° Emitting area on Plane 90°	0.002500 m2 0.000000 m2 0.000000 m2		Emitting area on Plane 180° Emitting area on Plane 270° Glare area at 76°	0.000000 m2 0.000000 m2 0.000605 m2		
Date Measurement Distance	19-12-2013 0.00		Maximum Gamma Angle Measurement Flux	180 11.70 lm		
Imax=2007 cd/klm - LED Flux=178 lm - LED Power=2.1 W - Eff=66 % - EfcLED=85 lm/W - EfcLum=26 lm/W Ra=80 Typ - SDCM=4 - Life=L70(14K)>81600 ore						
C.I.E.	86 99 100 100 100		D DIN 5040 B NBN	A60 BZ 1		
F UTE	1.00 A					

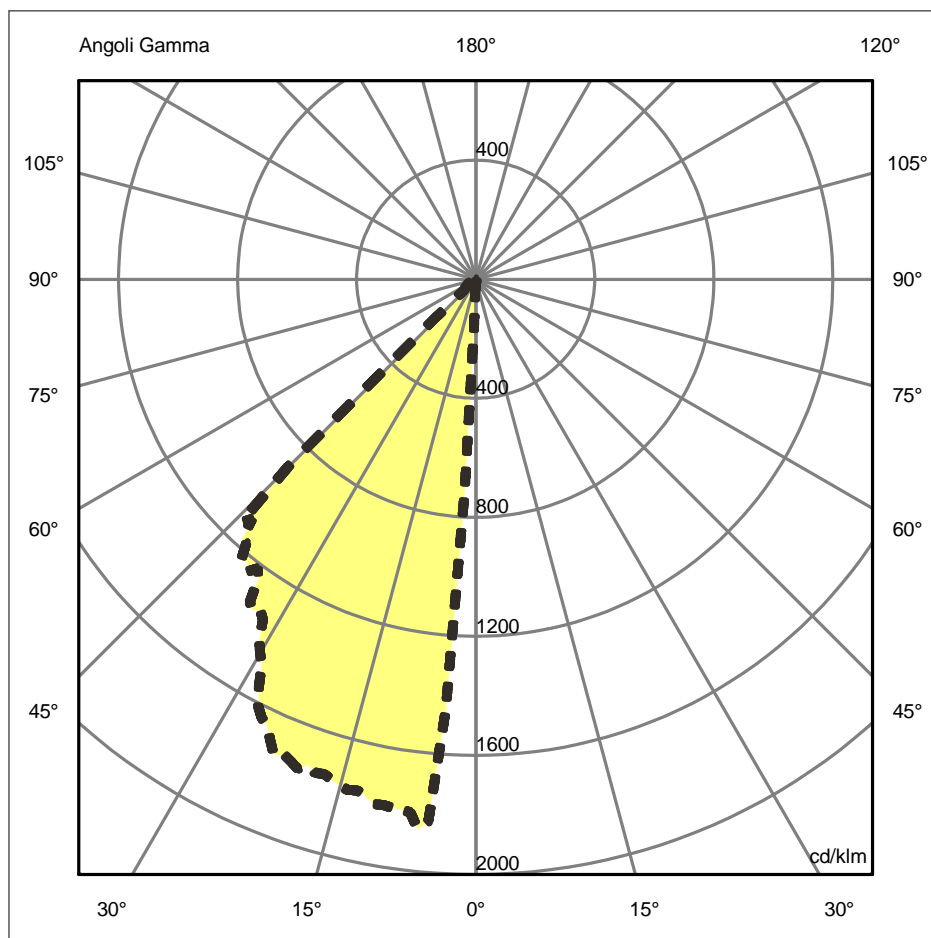
140mm x 140mm



Semipiani C

180.0 ——— 0.0  
270.0 - - - - - 90.0

ULOR 0.00 %  
DLOR 100.00 %  
RN 0.00 %



## Luminaire

Code T42021LW00  
Name EFFETTO 1 FASCIO LARGO 4,5W 3000K grigio bianco

## Measurerm.

Code FTS0000795  
Name EFFETTO 1 FASCIO LARGO 4,5W 3000K grigio bianco

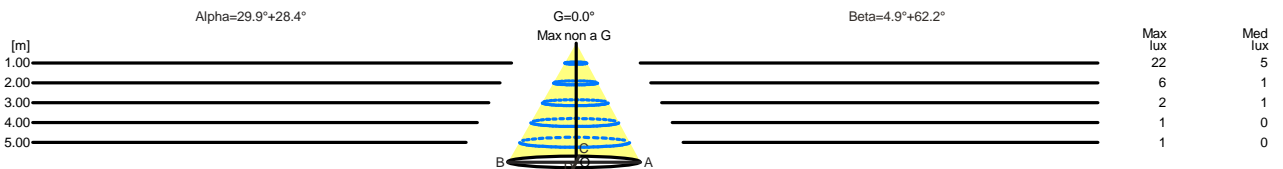
Efficiency	100.00%	Coordinate system	CG	Total Flux	11.70 lm	
Maximum value	2174.61 cd/klm	Position	C=340.00 G=23.00	Asymmetrical		
Rectangular Luminaire	Length	140 mm	Width	140 mm	Height	140 mm
Rectangular Luminous Area	Length	50 mm	Width	50 mm	Height	0 mm
Horizontal Luminous Area	0.002500 m2	Emitting area on Plane 180°		0.000000 m2		
Emitting area on Plane 0°	0.000000 m2	Emitting area on Plane 270°		0.000000 m2		
Emitting area on Plane 90°	0.000000 m2	Glare area at 76°		0.000605 m2		
Date	19-12-2013	Maximum Gamma Angle	180			
Measurement Distance	0.00	Measurement Flux	11.70 lm			
Imax=2007 cd/klm - LED Flux=178 lm - LED Power=2.1 W - Eff=66 % - EfcLED=85 lm/W - EfcLum=26 lm/W Ra=80 Typ - SDCM=4 - Life=L70(14K)>81600 ore						
C.I.E.	86 99 100 100 100	D DIN 5040	A60			
F UTE	1.00 A	B NBN	BZ 1			

### Width at 50.00 % of Max Intensity

H[m]	1.00	2.00	3.00	4.00	5.00	H[m]	1.00	2.00	3.00	4.00	5.00
OA	0.54	1.08	1.62	2.17	2.71	OC	0.09	0.17	0.26	0.34	0.43
OB	0.57	1.15	1.72	2.30	2.87	OD	1.90	3.80	5.70	7.60	9.50

### Luminous Intensities [ cd/klm]

	0	5	15	25	35	45	55	65	75	85
OA	0.21	0.21	0.21	0.15	0.08	0.05	0.04	0.03	0.01	0.00
OB	0.21	0.26	0.24	0.18	0.10	0.06	0.05	0.03	0.02	0.00
OC	0.21	0.13	0.06	0.04	0.03	0.03	0.03	0.02	0.01	0.00
OD	0.21	21.38	20.62	19.39	15.48	10.42	0.42	0.07	0.02	0.00



H[m]	D[m]	Max lux	Med lux	Alpha=29.9°+28.4°	G=0.0 Max non a G
1.00	1.12	22	5		
2.00	2.23	6	1		
3.00	3.35	2	1		
4.00	4.46	1	0		
5.00	5.58	1	0		

H[m]	D[m]	Max lux	Med lux	Beta=62.2°+4.9°	G=0.0 Max non a G
1.00	1.99	22	5		
2.00	3.97	6	1		
3.00	5.96	2	1		
4.00	7.95	1	0		
5.00	9.93	1	0		