

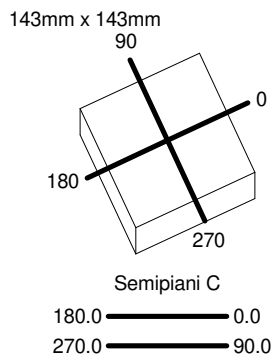
Luminaire

Code T42021LW20
Name EFFETTO 14S 1 FASCIO LARGO 3000K grigio antracite

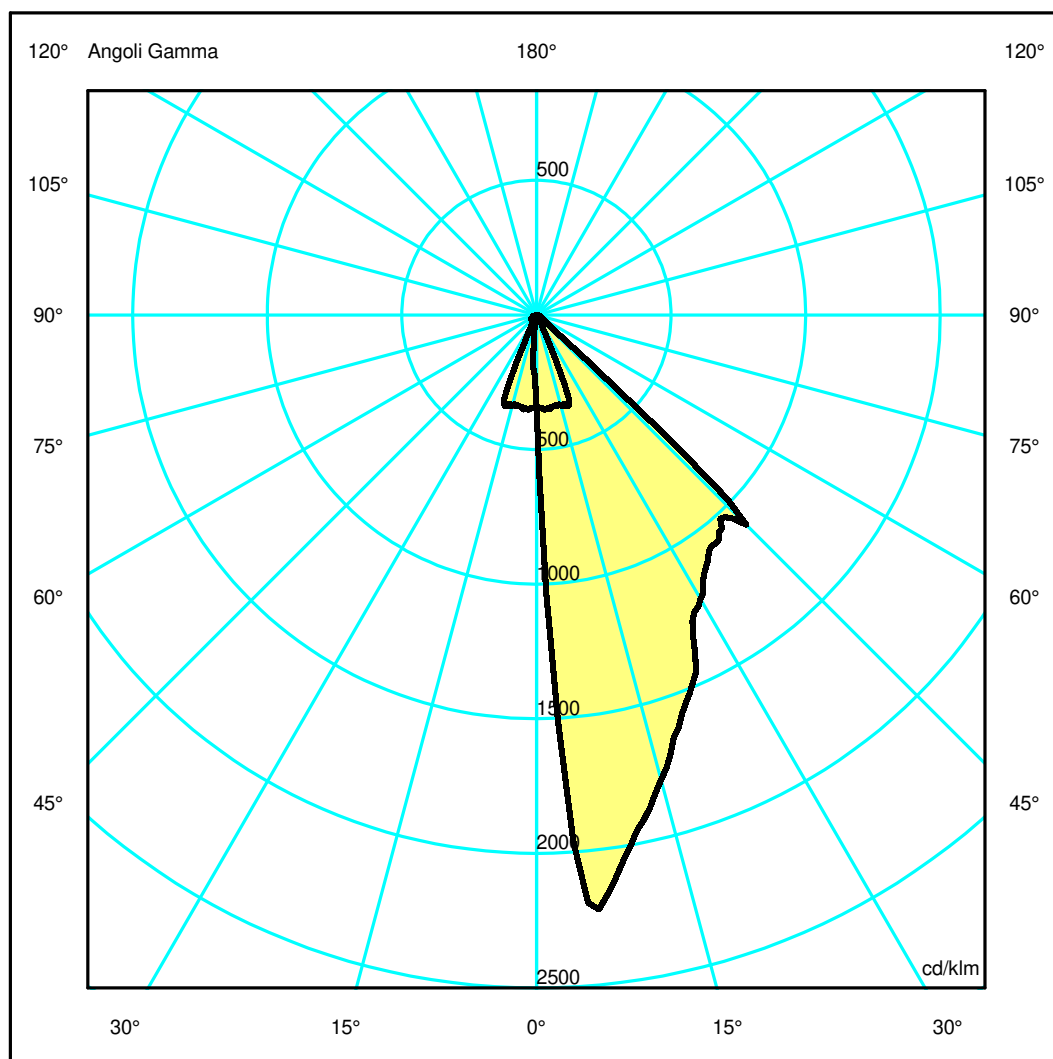
Measurem.

Code FTS1501829
Name EFFETTO 14S 1 FASCIO LARGO 3000K grigio antracite

Luminaire Flux	54 lm	Luminaire Power	4.6 W	Efficacy	11.848 lm/W	Efficiency	100.00%
Source Flux	54 lm	Maximum value	2694.31 cd/klm	Position	C=70.00 G=18.00	CG	Sym. on planes 0-180
Rectangular Luminaire		Length	143 mm	Width	143 mm	Height	143 mm
Rectangular Luminous Area		Length	60 mm	Width	45 mm	Height	0 mm
Horizontal Luminous Area		0.002700 m2		Emitting area on Plane 180°		0.000000 m2	
Emitting area on Plane 0°		0.000000 m2		Emitting area on Plane 270°		0.000000 m2	
Emitting area on Plane 90°		0.000000 m2		Glare area at 76°		0.000653 m2	
Coordinate system		CG		Symmetry Type		Sym. on planes 0-180	
Date		20-11-2014		Maximum Gamma Angle		90	
Measurement Distance		0.00		Measurement Flux		54 lm	
3000K - I _{max} =2700 cd/klm - LED Flux=227 lm - LED Power=2.1 W - Eff=24% - EfcLED=108 lm/W - EfcLum=11.8 lm/W Ra=80 min -SDCM=4- Life=L70(9K)>51400 ore							
C.I.E.	83 96 99 100 100			D DIN 5040	A60		
F UTE	1.00 B			B NBN	BZ 1		



ULOR 0.00 %
DLOR 100.00 %
RN 0.00 %



Luminaire

Code T42021LW20
Name EFFETTO 14S 1 FASCIO LARGO 3000K grigio antracite

Measurerm.

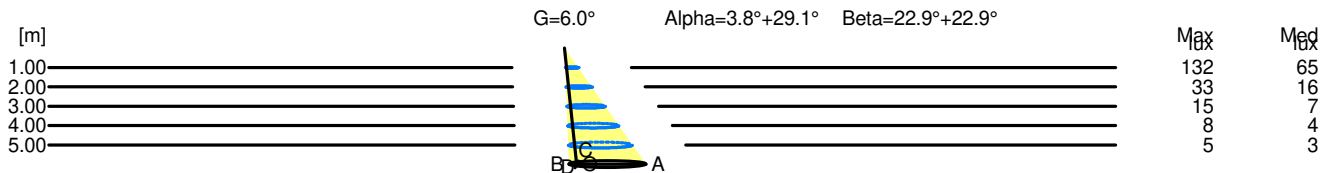
Code FTS1501829
Name EFFETTO 14S 1 FASCIO LARGO 3000K grigio antracite

Luminaire Flux	54 lm	Luminaire Power	4.6 W	Efficacy	11.848 lm/W	Efficiency	100.00%
Source Flux	54 lm	Maximum value	2694.31 cd/klm	Position	C=70.00 G=18.00	CG	Sym. on planes 0-180
Rectangular Luminaire		Length	143 mm	Width	143 mm	Height	143 mm
Rectangular Luminous Area		Length	60 mm	Width	45 mm	Height	0 mm
Horizontal Luminous Area		0.002700 m2		Emitting area on Plane 180°		0.000000 m2	
Emitting area on Plane 0°		0.000000 m2		Emitting area on Plane 270°		0.000000 m2	
Emitting area on Plane 90°		0.000000 m2		Glare area at 76°		0.000653 m2	
Coordinate system		CG		Symmetry Type		Sym. on planes 0-180	
Date		20-11-2014		Maximum Gamma Angle		90	
Measurement Distance		0.00		Measurement Flux		54 lm	
3000K - I _{max} =2700 cd/klm - LED Flux=227 lm - LED Power=2.1 W - Eff=24% - EfcLED=108 lm/W - EfcLum=11.8 lm/W Ra=80 min -SDCM=4- Life=L70(9K)>51400 ore							
C.I.E.	83 96 99 100 100			D DIN 5040	A60		
F UTE	1.00 B			B NBN	BZ 1		

Width at 50.00 % of Max Intensity

H[m]	1.00	2.00	3.00	4.00	5.00	H[m]	1.00	2.00	3.00	4.00	5.00
OA	0.60	1.19	1.79	2.39	2.99	OC	0.43	0.85	1.28	1.70	2.13
OB	0.07	0.13	0.20	0.27	0.34	OD	0.43	0.85	1.28	1.70	2.13

	Luminous Intensities [cd/klm]									
	0	5	15	25	35	45	55	65	75	85
OA	18.79	119.45	97.42	76.03	60.59	60.00	2.04	1.11	0.70	0.10
OB	18.79	7.83	0.93	0.88	0.93	1.19	1.26	0.88	0.52	0.03
OC	18.79	19.23	18.98	3.78	1.13	0.85	0.71	0.58	0.39	0.06
OD	18.79	19.23	18.98	3.78	1.13	0.85	0.71	0.58	0.39	0.06



H[m]	D[m]	Max lux	Med lux	Alpha=3.8°+29.1°	G=6.0
1.00	0.66	132	65		
2.00	1.33	33	16		
3.00	1.99	15	7		
4.00	2.66	8	4		
5.00	3.32	5	3		

H[m]	D[m]	Max lux	Med lux	Beta=22.9°+22.9°	G=0.0
1.00	0.85	132	65		
2.00	1.70	33	16		
3.00	2.55	15	7		
4.00	3.41	8	4		
5.00	4.26	5	3		