

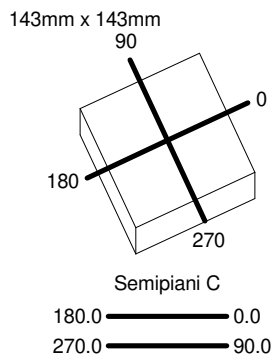
Luminaire

Code T42021NW20
Name EFFETTO 14S 1 FASCIO STRETTO 3000K grigio antracite

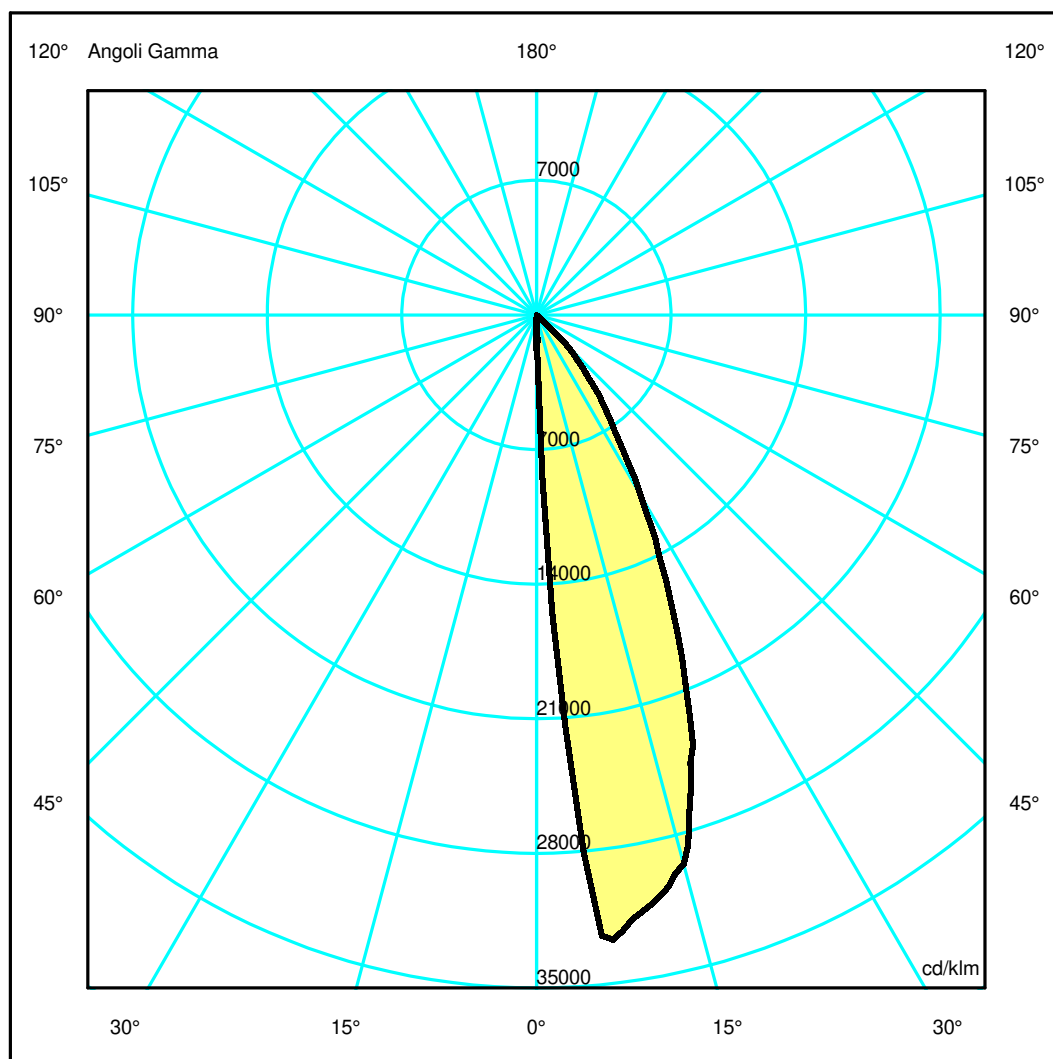
Measurem.

Code FTS1501831
Name EFFETTO 14S 1 FASCIO STRETTO 3000K grigio antracite

Luminaire Flux	19 lm	Luminaire Power	4.6 W	Efficacy	4.087 lm/W	Efficiency	100.00%
Source Flux	19 lm	Maximum value	32743.64 cd/klm	Position	C=0.00 G=7.00	CG	Sym. on planes 0-180
Rectangular Luminaire		Length	143 mm	Width	143 mm	Height	143 mm
Rectangular Luminous Area		Length	60 mm	Width	45 mm	Height	0 mm
Horizontal Luminous Area		0.002700 m2		Emitting area on Plane 180°		0.000000 m2	
Emitting area on Plane 0°		0.000000 m2		Emitting area on Plane 270°		0.000000 m2	
Emitting area on Plane 90°		0.000000 m2		Glare area at 76°		0.000653 m2	
Coordinate system		CG		Symmetry Type		Sym. on planes 0-180	
Date		21-11-2014		Maximum Gamma Angle		90	
Measurement Distance		0.00		Measurement Flux		19 lm	
3000K - Imax=32740 cd/klm -LED Flux=227 lm - LED Power=2.1 W - Eff=8.3% - EfcLED=108 lm/W - EfcLum=4 lm/W Ra=80 min -SDCM=4- Life=L70(9K)>51400 ore							
C.I.E.	95 100 100 100 100			D DIN 5040	A60		
F UTE	1.00 A			B NBN	BZ 1		



ULOR 0.00 %
DLOR 100.00 %
RN 0.00 %



Luminaire

Code T42021NW20
Name EFFETTO 14S 1 FASCIO STRETTO 3000K grigio antracite

Measurem.

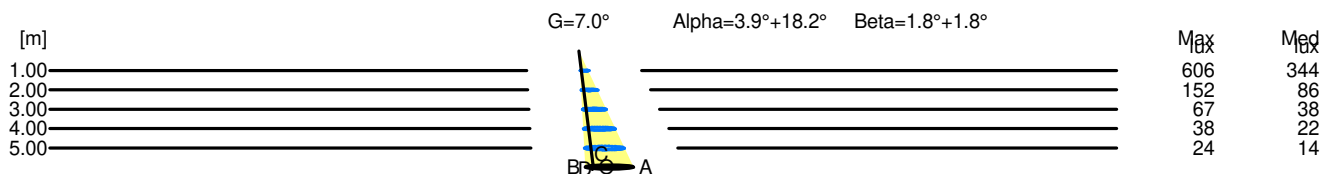
Code FTS1501831
Name EFFETTO 14S 1 FASCIO STRETTO 3000K grigio antracite

Luminaire Flux	19 lm	Luminaire Power	4.6 W	Efficacy	4.087 lm/W	Efficiency	100.00%
Source Flux	19 lm	Maximum value	32743.64 cd/klm	Position	C=0.00 G=7.00	CG Sym. on planes 0-180	
Rectangular Luminaire		Length	143 mm	Width	143 mm	Height	143 mm
Rectangular Luminous Area		Length	60 mm	Width	45 mm	Height	0 mm
Horizontal Luminous Area		0.002700 m2		Emitting area on Plane 180°		0.000000 m2	
Emitting area on Plane 0°		0.000000 m2		Emitting area on Plane 270°		0.000000 m2	
Emitting area on Plane 90°		0.000000 m2		Glare area at 76°		0.000653 m2	
Coordinate system		CG		Symmetry Type		Sym. on planes 0-180	
Date		21-11-2014		Maximum Gamma Angle		90	
Measurement Distance		0.00		Measurement Flux		19 lm	
3000K - I _{max} =32740 cd/klm - LED Flux=227 lm - LED Power=2.1 W - Eff=8.3% - EfcLED=108 lm/W - EfcLum=4 lm/W Ra=80 min -SDCM=4- Life=L70(9K)>51400 ore							
C.I.E.	95 100 100 100 100			D DIN 5040	A60		
F UTE	1.00 A			B NBN	BZ 1		

Width at 50.00 % of Max Intensity

H[m]	1.00	2.00	3.00	4.00	5.00	H[m]	1.00	2.00	3.00	4.00	5.00
OA	0.35	0.69	1.04	1.39	1.74	OC	0.03	0.06	0.10	0.13	0.16
OB	0.07	0.14	0.20	0.27	0.34	OD	0.03	0.06	0.10	0.13	0.16

	Luminous Intensities [cd/klm]									
	0	5	15	25	35	45	55	65	75	85
OA	1.86	526.98	555.89	311.92	127.16	41.54	0.00	0.00	0.00	0.00
OB	1.86	0.00	0.00	0.00	0.00	0.00	0.00	0.00	0.00	0.00
OC	1.86	0.99	0.15	0.16	0.20	0.13	0.00	0.00	0.00	0.00
OD	1.86	0.99	0.15	0.16	0.20	0.13	0.00	0.00	0.00	0.00



H[m]	D[m]	Max lux	Med lux	Alpha=3.9°+18.2°	G=7.0
1.00	0.42	606	344		
2.00	0.83	152	86		
3.00	1.25	67	38		
4.00	1.66	38	22		
5.00	2.08	24	14		

H[m]	D[m]	Max lux	Med lux	Beta=1.8°+1.8°	G=0.0
1.00	0.06	606	344		
2.00	0.13	152	86		
3.00	0.19	67	38		
4.00	0.26	38	22		
5.00	0.32	24	14		