

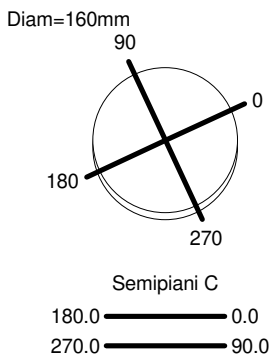
Luminaire

Code T42112NW00
Name EFFETTO 16r 2 FASCI STRETTI 3000K grigio bianco

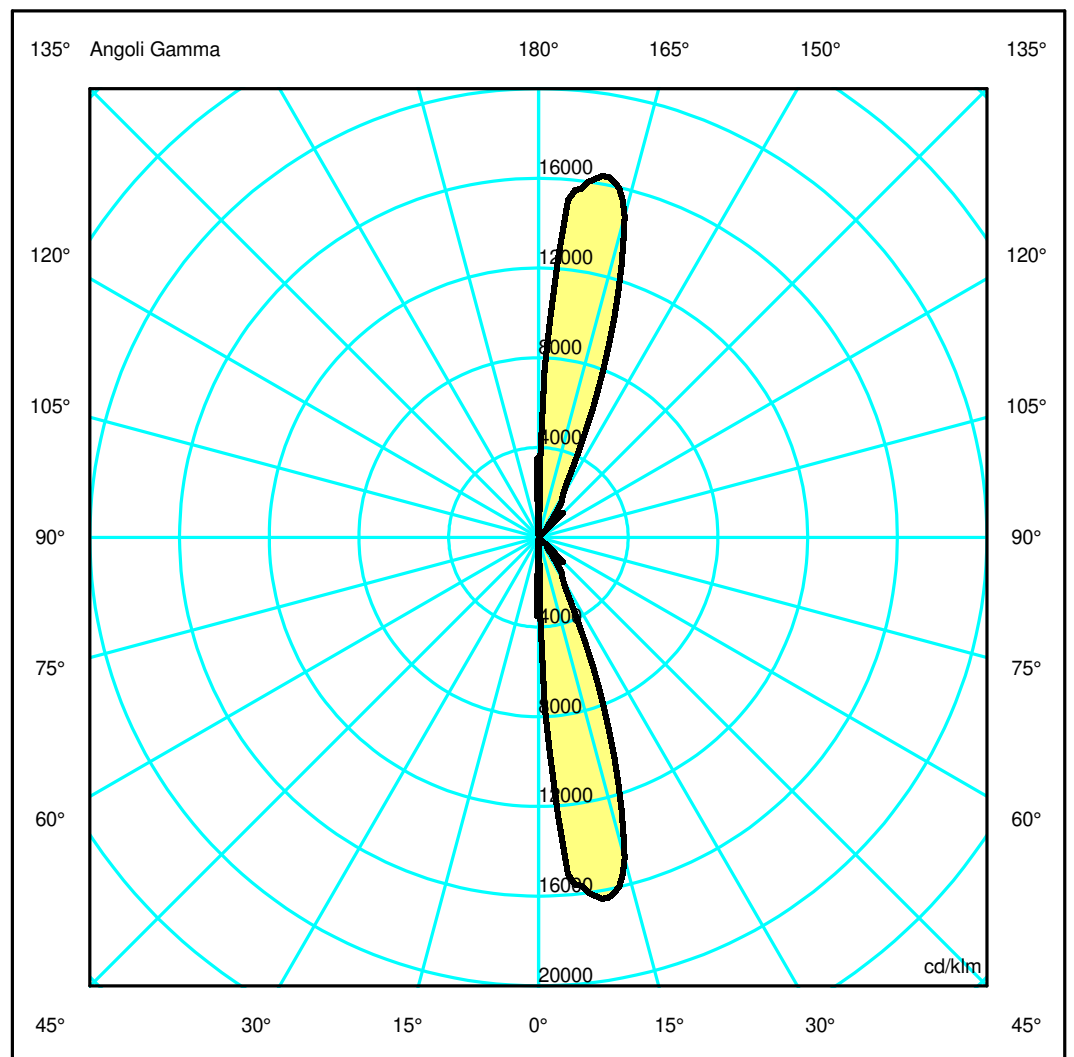
Measurem.

Code FTS1501931
Name EFFETTO 16r 2 FASCI STRETTI 3000K grigio bianco

Luminaire Flux	49 lm	Luminaire Power	7.0 W	Efficacy	7.049 lm/W	Efficiency	100.00%
Source Flux	49 lm	Maximum value	16360.37 cd/klm	Position	C=0.00 G=11.00	CG	Asymmetrical
Round Luminaire		Diam.	160 mm	Height	140 mm	Height	0 mm
Rectangular Luminous Area		Length	50 mm	Width	40 mm		
Horizontal Luminous Area		0.002000 m ²		Emitting area on Plane 180°		0.000000 m ²	
Emitting area on Plane 0°		0.000000 m ²		Emitting area on Plane 270°		0.000000 m ²	
Emitting area on Plane 90°		0.000000 m ²		Glare area at 76°		0.000484 m ²	
Coordinate system		CG		Symmetry Type		Asymmetrical	
Date		26-11-2014		Maximum Gamma Angle		180	
Measurement Distance		0.00		Measurement Flux		49 lm	
3000K - I _{max} =17250 cd/klm -LED Flux=454 lm - LED Power=4.2 W - Eff=10.3% - EfcLED=108 lm/W - EfcLum=7.05 lm/W Ra=80 min -SDCM=4- Life=L70(9K)>51400 ore							
C.I.E.	95 100 100 50 100			D DIN 5040	C61		
F UTE	0.50 A + 0.50 T			B NBN	BZ 1		



ULOR 50.07 %
DLOR 49.93 %
RN 50.07 %



Luminaire

Code T42112NW00
Name EFFETTO 16r 2 FASCI STRETTI 3000K grigio bianco

Measurement

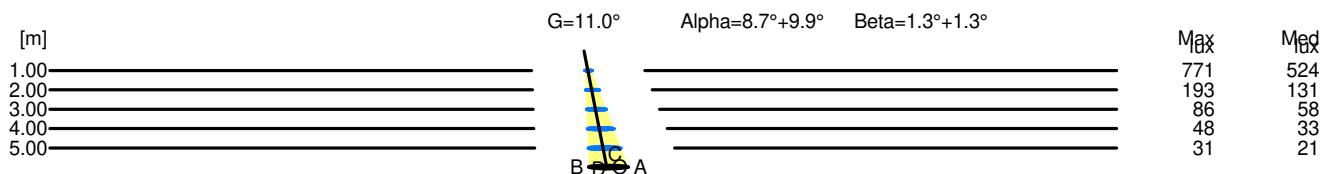
Code FTS1501931
Name EFFETTO 16r 2 FASCI STRETTI 3000K grigio bianco

Luminaire Flux	49 lm	Luminaire Power	7.0 W	Efficacy	7.049 lm/W	Efficiency	100.00%
Source Flux	49 lm	Maximum value	16360.37 cd/klm	Position	C=0.00 G=11.00	CG	Asymmetrical
Round Luminaire		Diam.	160 mm	Height	140 mm	Height	0 mm
Rectangular Luminous Area		Length	50 mm	Width	40 mm		
Horizontal Luminous Area		0.002000 m2		Emitting area on Plane 180°		0.000000 m2	
Emitting area on Plane 0°		0.000000 m2		Emitting area on Plane 270°		0.000000 m2	
Emitting area on Plane 90°		0.000000 m2		Glare area at 76°		0.000484 m2	
Coordinate system		CG		Symmetry Type		Asymmetrical	
Date		26-11-2014		Maximum Gamma Angle		180	
Measurement Distance		0.00		Measurement Flux		49 lm	
3000K - I _{max} =17250 cd/klm - LED Flux=454 lm - LED Power=4.2 W - Eff=10.3% - EfcLED=108 lm/W - EfcLum=7.05 lm/W Ra=80 min -SDCM=4- Life=L70(9K)>51400 ore							
C.I.E.	95 100 100 50 100			D DIN 5040	C61		
F UTE	0.50 A + 0.50 T			B NBN	BZ 1		

Width at 50.00 % of Max Intensity

H[m]	1.00	2.00	3.00	4.00	5.00	H[m]	1.00	2.00	3.00	4.00	5.00
OA	0.19	0.38	0.56	0.75	0.94	OC	0.02	0.05	0.07	0.09	0.11
OB	0.15	0.31	0.46	0.62	0.77	OD	0.02	0.05	0.07	0.09	0.11

	Luminous Intensities [cd/klm]									
	0	5	15	25	35	45	55	65	75	85
OA	8.03	744.48	730.51	212.22	71.31	76.95	0.00	0.00	0.00	0.00
OB	8.03	0.49	0.00	0.00	0.00	0.00	0.00	0.00	0.00	0.00
OC	8.03	1.64	0.27	0.37	0.00	0.00	0.00	0.00	0.00	0.00
OD	8.03	1.64	0.27	0.37	0.00	0.00	0.00	0.00	0.00	0.00



H[m]	D[m]	Max lux	Med lux	Alpha=8.7°+9.9°	G=11.0
1.00	0.34	771	524		
2.00	0.69	193	131		
3.00	1.03	86	58		
4.00	1.37	48	33		
5.00	1.71	31	21		

H[m]	D[m]	Max lux	Med lux	Beta=1.3°+1.3°	G=0.0
1.00	0.05	771	524		
2.00	0.09	193	131		
3.00	0.14	86	58		
4.00	0.18	48	33		
5.00	0.23	31	21		