

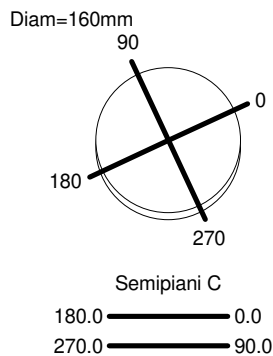
Luminaire

Code T4211NLW10
 Name EFFETTO 16r 1 FASCIO LARGO 1 FASCIO STRETTO 3000K ruggine

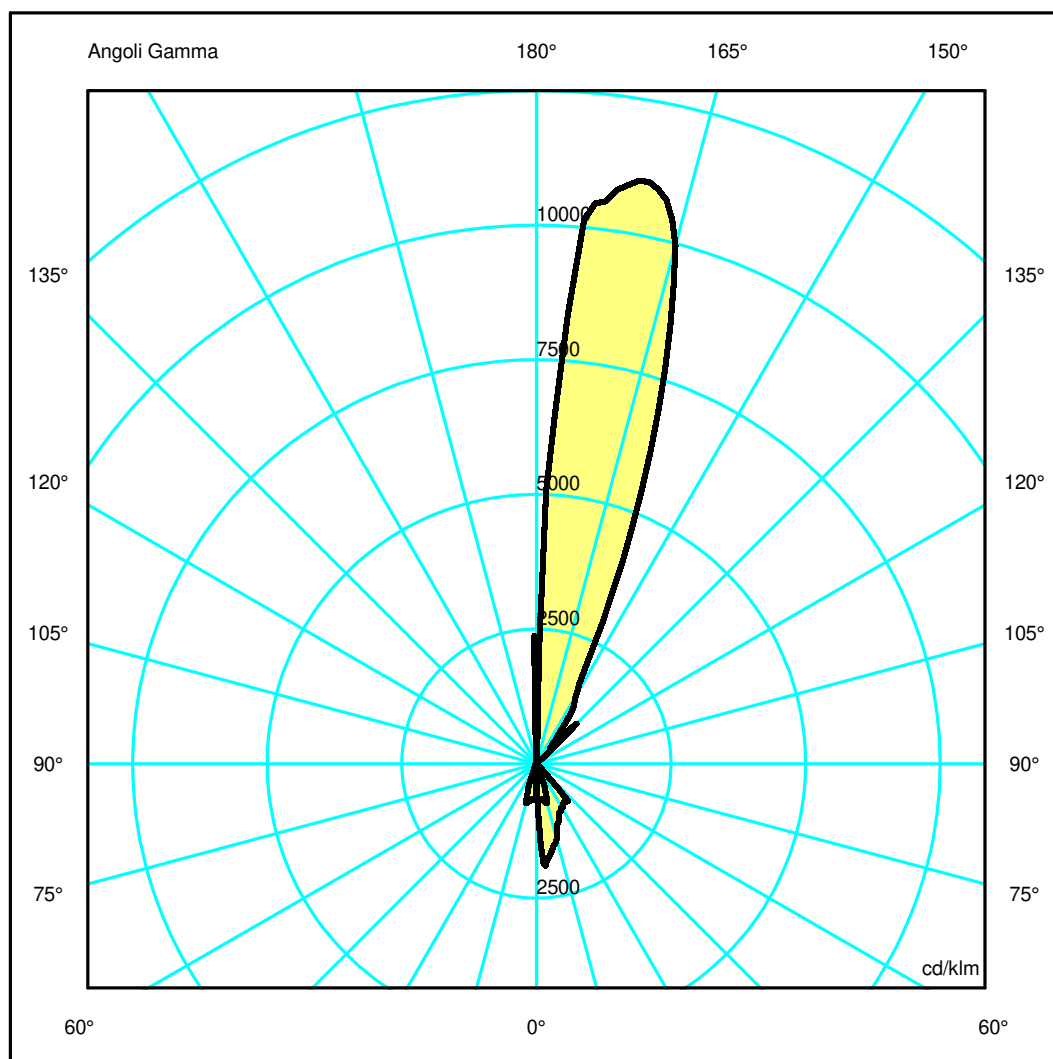
Measurem.

Code FTS1501935
 Name EFFETTO 16r 1 FASCIO LARGO 1 FASCIO STRETTO 3000K ruggine

| | | | | | | | |
|---|-----------------|-----------------|-----------------|-----------------------------|-----------------|--------------|--------------|
| Luminaire Flux | 73 lm | Luminaire Power | 7.0 W | Efficacy | 10.480 lm/W | Efficiency | 100.00% |
| Source Flux | 73 lm | Maximum value | 11002.82 cd/klm | Position | C=0.00 G=169.00 | CG | Asymmetrical |
| Round Luminaire | | Diam. | 160 mm | Height | 140 mm | Height | 0 mm |
| Rectangular Luminous Area | | Length | 50 mm | Width | 40 mm | | |
| Horizontal Luminous Area | | 0.002000 m2 | | Emitting area on Plane 180° | | 0.000000 m2 | |
| Emitting area on Plane 0° | | 0.000000 m2 | | Emitting area on Plane 270° | | 0.000000 m2 | |
| Emitting area on Plane 90° | | 0.000000 m2 | | Glare area at 76° | | 0.000484 m2 | |
| Coordinate system | | CG | | Symmetry Type | | Asymmetrical | |
| Date | | 26-11-2014 | | Maximum Gamma Angle | | 180 | |
| Measurement Distance | | 0.00 | | Measurement Flux | | 73 lm | |
| 3000K - Imax=11010 cd/klm -LED Flux=454 lm - LED Power=4.2 W - Eff=16.1% - EfcLED=108 lm/W - EfcLum=10.48 lm/W Ra=80 min -SDCM=4- Life=L70(9K)>51400 ore | | | | | | | |
| C.I.E. | 84 95 99 68 100 | | | D DIN 5040 | B61 | | |
| F UTE | 0.68 A + 0.32 T | | | B NBN | BZ 1 | | |



ULOR 31.98 %
 DLOR 68.02 %
 RN 31.98 %



Luminaire

Code T4211NLW10
Name EFFETTO 16r 1 FASCIO LARGO 1 FASCIO STRETTO 3000K ruggine

Measurem.

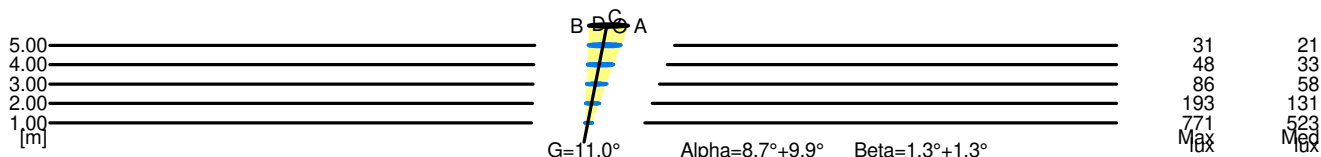
Code FTS1501935
Name EFFETTO 16r 1 FASCIO LARGO 1 FASCIO STRETTO 3000K ruggine

| | | | | | | | |
|--|-----------------|-----------------|-----------------|-----------------------------|-----------------|--------------|--------------|
| Luminaire Flux | 73 lm | Luminaire Power | 7.0 W | Efficacy | 10.480 lm/W | Efficiency | 100.00% |
| Source Flux | 73 lm | Maximum value | 11002.82 cd/klm | Position | C=0.00 G=169.00 | CG | Asymmetrical |
| Round Luminaire | | Diam. | 160 mm | Height | 140 mm | Height | 0 mm |
| Rectangular Luminous Area | | Length | 50 mm | Width | 40 mm | | |
| Horizontal Luminous Area | | 0.002000 m2 | | Emitting area on Plane 180° | | 0.000000 m2 | |
| Emitting area on Plane 0° | | 0.000000 m2 | | Emitting area on Plane 270° | | 0.000000 m2 | |
| Emitting area on Plane 90° | | 0.000000 m2 | | Glare area at 76° | | 0.000484 m2 | |
| Coordinate system | | CG | | Symmetry Type | | Asymmetrical | |
| Date | | 26-11-2014 | | Maximum Gamma Angle | | 180 | |
| Measurement Distance | | 0.00 | | Measurement Flux | | 73 lm | |
| 3000K - I _{max} =11010 cd/klm -LED Flux=454 lm - LED Power=4.2 W - Eff=16.1% - EfcLED=108 lm/W - EfcLum=10.48 lm/W Ra=80 min -SDCM=4- Life=L70(9K)>51400 ore | | | | | | | |
| C.I.E. | 84 95 99 68 100 | | | D DIN 5040 | B61 | | |
| F UTE | 0.68 A + 0.32 T | | | B NBN | BZ 1 | | |

Width at 50.00 % of Max Intensity

| | | | | | | | | | | | |
|------|------|------|------|------|------|------|------|------|------|------|------|
| H[m] | 1.00 | 2.00 | 3.00 | 4.00 | 5.00 | H[m] | 1.00 | 2.00 | 3.00 | 4.00 | 5.00 |
| OA | 0.19 | 0.38 | 0.56 | 0.75 | 0.94 | OC | 0.02 | 0.05 | 0.07 | 0.09 | 0.11 |
| OB | 0.15 | 0.31 | 0.46 | 0.62 | 0.77 | OD | 0.02 | 0.05 | 0.07 | 0.09 | 0.11 |

| | | | | | | | | | | |
|----|---------------------------------|--------|--------|--------|-------|-------|------|------|------|------|
| | Luminous Intensities [cd/klm] | | | | | | | | | |
| | 0 | 5 | 15 | 25 | 35 | 45 | 55 | 65 | 75 | 85 |
| OA | 143.54 | 744.43 | 730.46 | 212.20 | 71.31 | 76.94 | 0.00 | 0.00 | 0.00 | 0.00 |
| OB | 143.54 | 0.49 | 0.00 | 0.00 | 0.00 | 0.00 | 0.00 | 0.00 | 0.00 | 0.00 |
| OC | 143.54 | 1.64 | 0.27 | 0.37 | 0.00 | 0.00 | 0.00 | 0.00 | 0.00 | 0.00 |
| OD | 143.54 | 1.64 | 0.27 | 0.37 | 0.00 | 0.00 | 0.00 | 0.00 | 0.00 | 0.00 |



| | | | | | |
|------|------|---------|---------|-----------------|--------|
| 5.00 | 1.71 | 31 | 21 | | |
| 4.00 | 1.37 | 48 | 33 | | |
| 3.00 | 1.03 | 86 | 58 | | |
| 2.00 | 0.69 | 193 | 131 | | |
| 1.00 | 0.34 | 771 | 523 | | |
| H[m] | D[m] | Max lux | Med lux | Alpha=8.7°+9.9° | G=11.0 |

| | | | | | |
|------|------|---------|---------|----------------|-------|
| 5.00 | 0.23 | 31 | 21 | | |
| 4.00 | 0.18 | 48 | 33 | | |
| 3.00 | 0.14 | 86 | 58 | | |
| 2.00 | 0.09 | 193 | 131 | | |
| 1.00 | 0.05 | 771 | 523 | | |
| H[m] | D[m] | Max lux | Med lux | Beta=1.3°+1.3° | G=0.0 |