

Luminaire

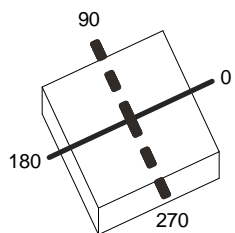
Code T42121LW10
Name EFFETTO ROUND 1 FASCIO LARGO 4,5W 3000K ruggine

Measurerm.

Code FTS0000838
Name EFFETTO ROUND 1 FASCIO LARGO 4,5W 3000K ruggine

Efficiency	100.00%	Coordinate system	CG	Total Flux	9.40 lm
Maximum value	2676.91 cd/klm	Position	C=205.00 G=20.00	Asymmetrical	
Rectangular Luminaire	Length 160 mm	Width	160 mm	Height	160 mm
Rectangular Luminous Area	Length 50 mm	Width	50 mm	Height	0 mm
Horizontal Luminous Area	0.002500 m2	Emitting area on Plane 180°	0.000000 m2		
Emitting area on Plane 0°	0.000000 m2	Emitting area on Plane 270°	0.000000 m2		
Emitting area on Plane 90°	0.000000 m2	Glare area at 76°	0.000605 m2		
Date	18-12-2013	Maximum Gamma Angle	180		
Measurement Distance	0.00	Measurement Flux	9.40 lm		
Imax=2514 cd/klm - LED Flux=178 lm - LED Power=2.1 W - Eff=53 % - EfcLED=85 lm/W - EfcLum=21 lm/W Ra=80 Typ - SDCM=4 - Life=L70(14K)>81600 ore					
C.I.E.	95 98 99 100 100	D DIN 5040	A60		
F UTE	1.00 A	B NBN	BZ 1		

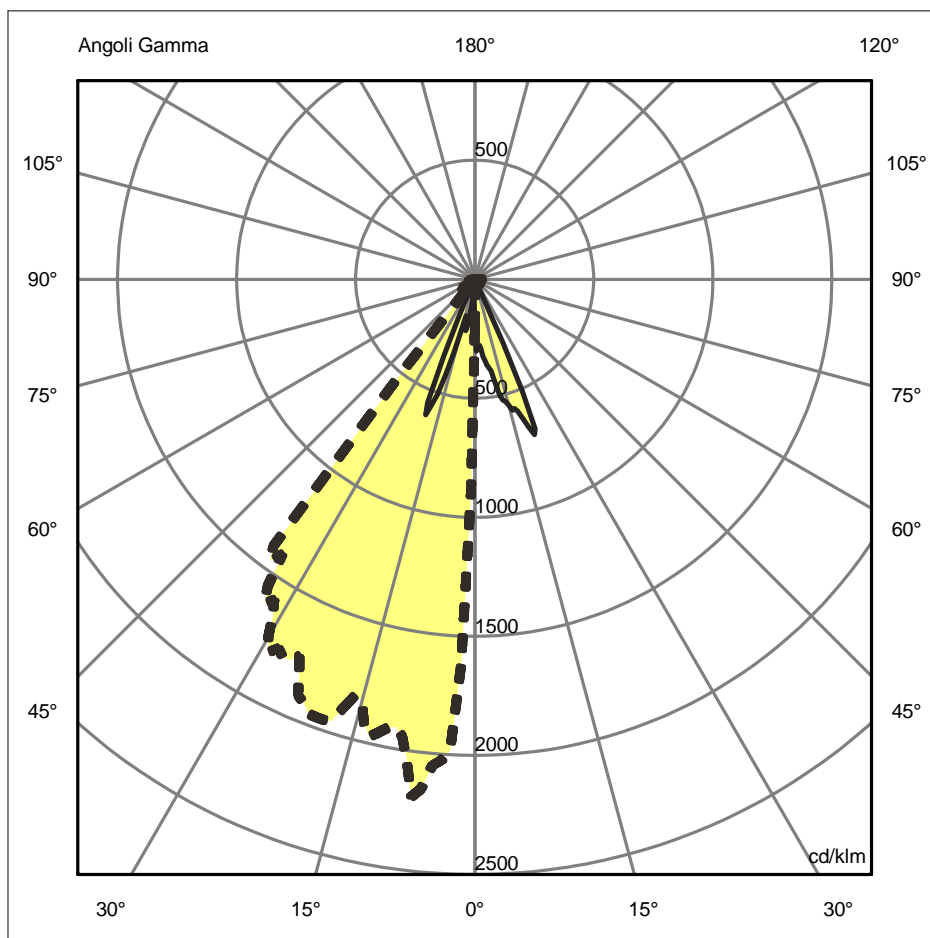
160mm x 160mm



Semipiani C

180.0 ——— 0.0
270.0 - - - - - 90.0

ULOR 0.00 %
DLOR 100.00 %
RN 0.00 %



Luminaire

Code T42121LW10
Name EFFETTO ROUND 1 FASCIO LARGO 4,5W 3000K ruggine

Measur.

Code FTS0000838
Name EFFETTO ROUND 1 FASCIO LARGO 4,5W 3000K ruggine

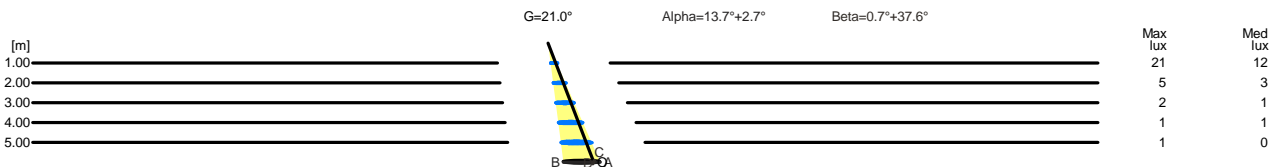
Efficiency	100.00%	Coordinate system	CG	Total Flux	9.40 lm	
Maximum value	2676.91 cd/klm	Position	C=205.00 G=20.00	Asymmetrical		
Rectangular Luminaire	Length	160 mm	Width	160 mm	Height	160 mm
Rectangular Luminous Area	Length	50 mm	Width	50 mm	Height	0 mm
Horizontal Luminous Area	0.002500 m2	Emitting area on Plane 180°		0.000000 m2		
Emitting area on Plane 0°	0.000000 m2	Emitting area on Plane 270°		0.000000 m2		
Emitting area on Plane 90°	0.000000 m2	Glare area at 76°		0.000605 m2		
Date	18-12-2013	Maximum Gamma Angle	180			
Measurement Distance	0.00	Measurement Flux	9.40 lm			
Imax=2514 cd/klm - LED Flux=178 lm - LED Power=2.1 W - Eff=53 % - EfcLED=85 lm/W - EfcLum=21 lm/W Ra=80 Typ - SDCM=4 - Life=L70(14K)>81600 ore						
C.I.E.	95 98 99 100 100	D DIN 5040	A60			
F UTE	1.00 A	B NBN	BZ 1			

Width at 50.00 % of Max Intensity

H[m]	1.00	2.00	3.00	4.00	5.00	H[m]	1.00	2.00	3.00	4.00	5.00
OA	0.06	0.11	0.17	0.22	0.28	OC	0.01	0.03	0.04	0.06	0.07
OB	0.26	0.51	0.77	1.02	1.28	OD	0.82	1.65	2.47	3.30	4.12

Luminous Intensities [cd/klm]

	0	5	15	25	35	45	55	65	75	85
OA	1.93	2.72	5.14	0.61	0.12	0.17	0.12	0.05	0.04	0.17
OB	1.93	0.48	2.18	0.26	0.00	0.27	0.20	0.20	0.00	0.15
OC	1.93	0.48	0.03	0.00	0.03	0.29	0.00	0.02	0.03	0.07
OD	1.93	19.28	17.22	16.42	13.23	0.15	0.60	0.00	0.00	0.00



H[m]	D[m]	Max lux	Med lux	Alpha=13.7°+2.7°	G=21.0
1.00	0.31	21	12		
2.00	0.62	5	3		
3.00	0.93	2	1		
4.00	1.24	1	1		
5.00	1.56	1	0		

H[m]	D[m]	Max lux	Med lux	Beta=37.6°+0.7°	G=0.0
1.00	0.84	21	12		
2.00	1.68	5	3		
3.00	2.51	2	1		
4.00	3.35	1	1		
5.00	4.19	1	0		