

Luminaire

Code T430025W00
Name Spike 6 LED 3000K Flood

Measurement

Code FTS1500844
Name Spike 6 LED 3000K Flood

Luminaire Flux	980 lm	Luminaire Power	12.0 W	Efficacy	81.641 lm/W	Efficiency	100.00%
Source Flux	980 lm	Maximum value	2361.32 cd/klm	Position	C=0.00 G=0.00	CG	Rotosymmetrical
Rectangular Luminaire		Length	268 mm	Width	35 mm	Height	35 mm
Rectangular Luminous Area		Length	260 mm	Width	30 mm	Height	0 mm
Horizontal Luminous Area		0.007800 m ²		Emitting area on Plane 180°		0.000000 m ²	
Emitting area on Plane 0°		0.000000 m ²		Emitting area on Plane 270°		0.000000 m ²	
Emitting area on Plane 90°		0.000000 m ²		Glare area at 76°		0.001887 m ²	
Coordinate system		CG		Symmetry Type		Rotosymmetrical	
Date		17-01-2022		Maximum Gamma Angle		180	
Measurement Distance		0.00		Measurement Flux		980 lm	

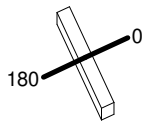
LED Flux=1188lm LED Power=12W Eff=82% EfcLed=99lm/W EfcLum=82lm/W CCT=3000K Ra=80 R9=7 SDCM=3 L70(6K)=272160h

C.I.E. 87 96 99 100 100
F UTE 1.00 A

D DIN 5040
B NBN

A60
BZ 1

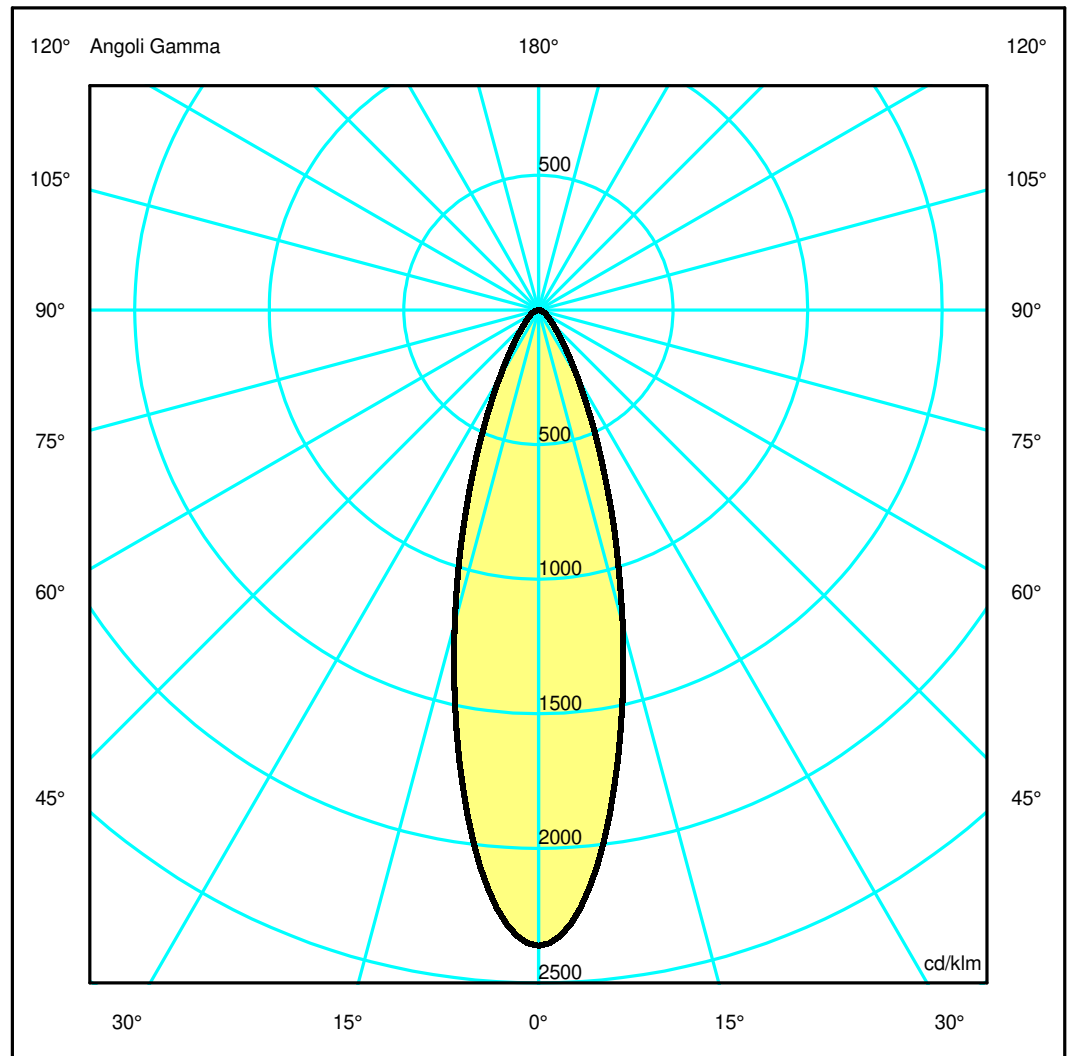
268mm x 35mm



Semipiani C

180.0 ——— 0.0

ULOR 0.00 %
DLOR 100.00 %
RN 0.00 %



Luminaire

Code T430025W00
Name Spike 6 LED 3000K Flood

Measurerm.

Code FTS1500844
Name Spike 6 LED 3000K Flood

Luminaire Flux	980 lm	Luminaire Power	12.0 W	Efficacy	81.641 lm/W	Efficiency	100.00%
Source Flux	980 lm	Maximum value	2361.32 cd/klm	Position	C=0.00 G=0.00	CG	Rotosymmetrical
Rectangular Luminaire		Length	268 mm	Width	35 mm	Height	35 mm
Rectangular Luminous Area		Length	260 mm	Width	30 mm	Height	0 mm
Horizontal Luminous Area		0.007800 m2		Emitting area on Plane 180°		0.000000 m2	
Emitting area on Plane 0°		0.000000 m2		Emitting area on Plane 270°		0.000000 m2	
Emitting area on Plane 90°		0.000000 m2		Glare area at 76°		0.001887 m2	
Coordinate system		CG		Symmetry Type		Rotosymmetrical	
Date		17-01-2022		Maximum Gamma Angle		180	
Measurement Distance		0.00		Measurement Flux		980 lm	

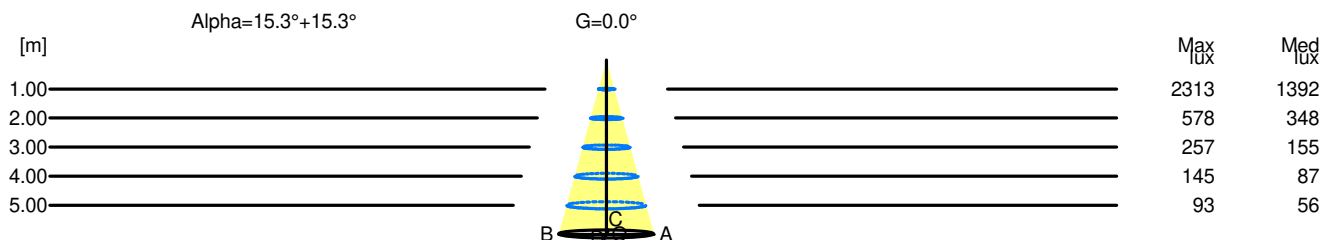
LED Flux=1188lm LED Power=12W Eff=82% EfcLed=99lm/W EfcLum=82lm/W CCT=3000K Ra=80 R9=7 SDCM=3 L70(6K)=272160h

C.I.E.	87 96 99 100 100	D DIN 5040	A60
F UTE	1.00 A	B NBN	BZ 1

Width at 50.00 % of Max Intensity

H[m]	1.00	2.00	3.00	4.00	5.00	H[m]	1.00	2.00	3.00	4.00	5.00
OA	0.27	0.55	0.82	1.09	1.37	OC	0.27	0.55	0.82	1.09	1.37
OB	0.27	0.55	0.82	1.09	1.37	OD	0.27	0.55	0.82	1.09	1.37

	Luminous Intensities [cd/klm]									
	0	5	15	25	35	45	55	65	75	85
OA	2313.36	2112.96	1181.36	472.92	171.88	75.04	41.78	24.91	11.16	1.88
OB	2313.36	2112.96	1181.36	472.92	171.88	75.04	41.78	24.91	11.16	1.88
OC	2313.36	2112.96	1181.36	472.92	171.88	75.04	41.78	24.91	11.16	1.88
OD	2313.36	2112.96	1181.36	472.92	171.88	75.04	41.78	24.91	11.16	1.88



H[m]	D[m]	Max lux	Med lux	Alpha=15.3°+15.3°	G=0.0
1.00	0.55	2313	1392		
2.00	1.09	578	348		
3.00	1.64	257	155		
4.00	2.19	145	87		
5.00	2.73	93	56		