

## Luminaire

Code T4501LR020  
Name WALKING LL RED CAVO L=270 BCO

## Measurement

Code FTS1902667  
Name WALKING LL RED CAVO L=270 BCO

Luminaire Flux	6 lm	Luminaire Power	4.0 W	Efficacy	1.598 lm/W	Efficiency	100.00%
Source Flux	6 lm	Maximum value	6859.27 cd/klm	Position	C=0.00 G=64.00	CG	Sym. on planes 0-180
Rectangular Luminaire		Length	230 mm	Width	55 mm	Height	55 mm
Rectangular Luminous Area		Length	10 mm	Width	35 mm	Height	0 mm
Horizontal Luminous Area		0.000350 m2		Emitting area on Plane 180°	0.000000 m2		
Emitting area on Plane 0°		0.000000 m2		Emitting area on Plane 270°	0.000000 m2		
Emitting area on Plane 90°		0.000000 m2		Glare area at 76°	0.000085 m2		
Coordinate system		CG		Symmetry Type		Sym. on planes 0-180	
Date		03-06-2019		Maximum Gamma Angle		180	
Measurement Distance		0.00		Measurement Flux		6 lm	

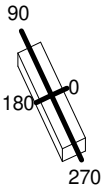
LED Flux=82.36lm LED Power=2.1W Eff=8% EfcLed=39lm/W EfcLum=2lm/W L70(6K)=50000h

C.I.E. 37 69 94 85 100  
F UTE 0.85 G + 0.15 T

D DIN 5040  
B NBN

B21  
BZ 6 / 1 / BZ 5

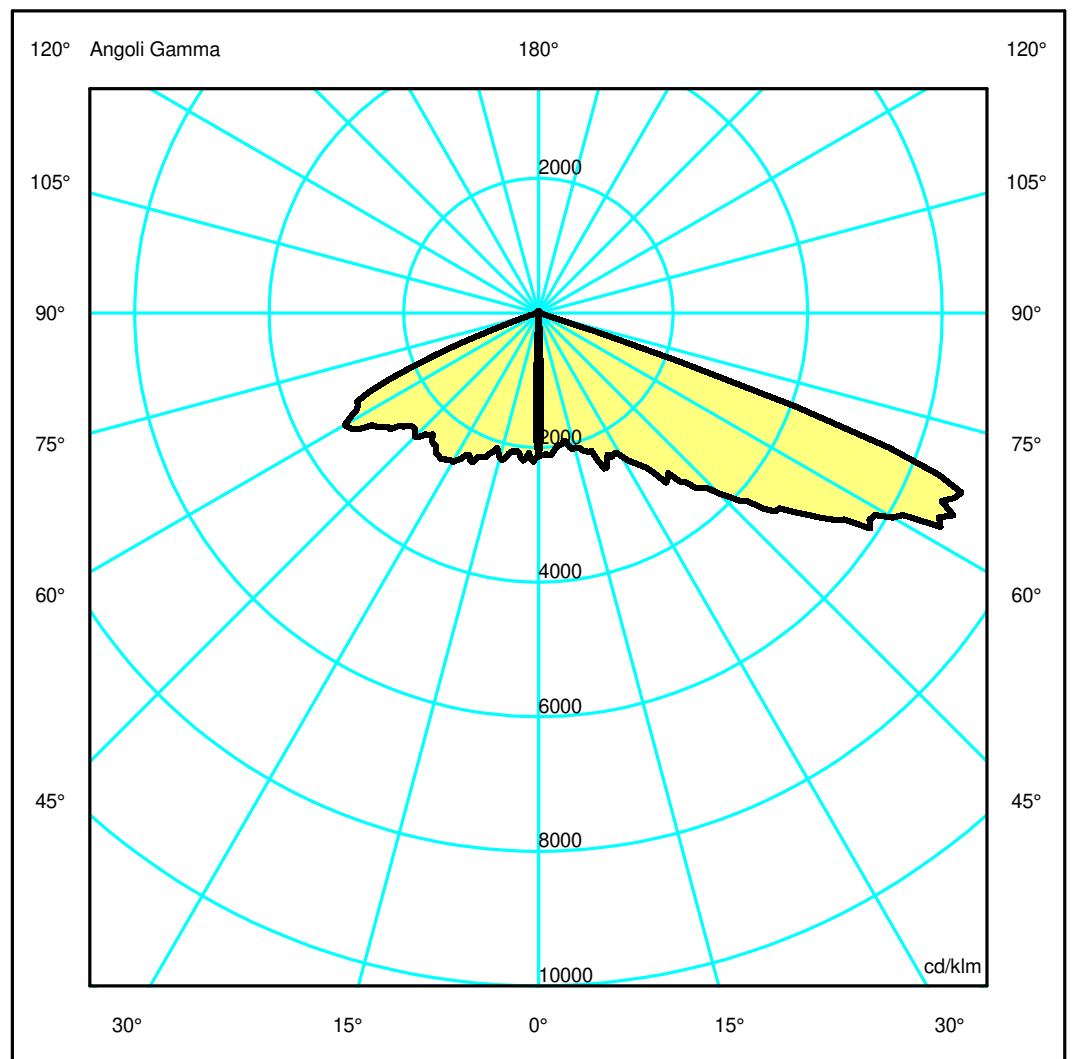
230mm x 55mm



Sempiani C

180.0 — 0.0  
270.0 — 90.0

ULOR 15.32 %  
DLOR 84.68 %  
RN 15.32 %



## Luminaire

Code T4501LR020  
Name WALKING LL RED CAVO L=270 BCO

## Measurement

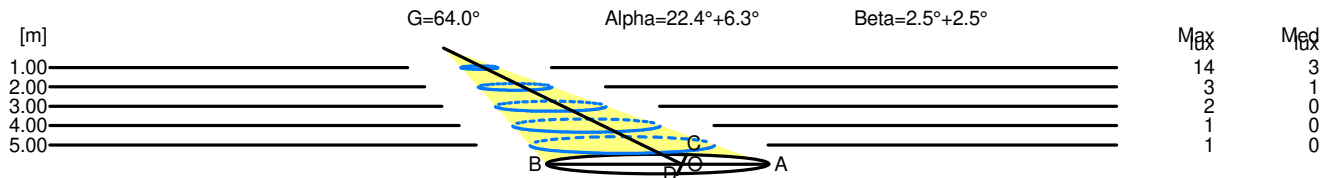
Code FTS1902667  
Name WALKING LL RED CAVO L=270 BCO

Luminaire Flux	6 lm	Luminaire Power	4.0 W	Efficacy	1.598 lm/W	Efficiency	100.00%
Source Flux	6 lm	Maximum value	6859.27 cd/klm	Position	C=0.00 G=64.00	CG	Sym. on planes 0-180
Rectangular Luminaire		Length	230 mm	Width	55 mm	Height	55 mm
Rectangular Luminous Area		Length	10 mm	Width	35 mm	Height	0 mm
Horizontal Luminous Area		0.000350 m2		Emitting area on Plane 180°		0.000000 m2	
Emitting area on Plane 0°		0.000000 m2		Emitting area on Plane 270°		0.000000 m2	
Emitting area on Plane 90°		0.000000 m2		Glare area at 76°		0.000085 m2	
Coordinate system		CG		Symmetry Type		Sym. on planes 0-180	
Date		03-06-2019		Maximum Gamma Angle		180	
Measurement Distance		0.00		Measurement Flux		6 lm	
LED Flux=82.36lm LED Power=2.1W Eff=8% EfcLed=39lm/W EfcLum=2lm/W L70(6K)=50000h							
C.I.E.	37 69 94 85 100			D DIN 5040	B21		
F UTE	0.85 G + 0.15 T			B NBN	BZ 6 / 1 / BZ 5		

### Width at 50.00 % of Max Intensity

H[m]	1.00	2.00	3.00	4.00	5.00	H[m]	1.00	2.00	3.00	4.00	5.00
OA	0.75	1.50	2.25	3.00	3.75	OC	0.10	0.20	0.30	0.39	0.49
OB	1.16	2.33	3.49	4.65	5.81	OD	0.10	0.20	0.30	0.39	0.49

	Luminous Intensities [ cd/klm ]									
	0	5	15	25	35	45	55	65	75	85
OA	13.60	13.58	13.22	15.31	17.94	24.22	34.24	42.21	0.48	0.21
OB	13.60	13.84	14.25	15.38	16.49	16.58	18.82	17.79	0.86	0.23
OC	13.60	0.52	0.24	0.20	0.16	0.15	0.16	0.15	0.16	0.16
OD	13.60	0.52	0.24	0.20	0.16	0.15	0.16	0.15	0.16	0.16



H[m]	D[m]	Max lux	Med lux	Alpha=22.4°+6.3°	G=64.0
1.00	1.91	14	3		
2.00	3.82	3	1		
3.00	5.74	2	0		
4.00	7.65	1	0		
5.00	9.56	1	0		

H[m]	D[m]	Max lux	Med lux	Beta=2.5°+2.5°	G=0.0
1.00	0.20	14	3		
2.00	0.39	3	1		
3.00	0.59	2	0		
4.00	0.79	1	0		
5.00	0.99	1	0		