

Luminaire

Code T4503AS030
Name WALKING W ASIMM 3000K NRO

Measurement

Code FTS1902653
Name WALKING W ASIMM 3000K NRO

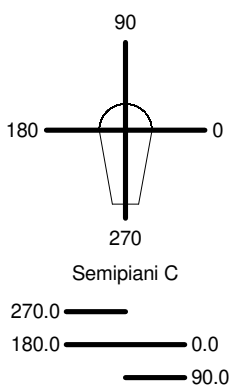
Luminaire Flux	443 lm	Luminaire Power	10.0 W	Efficacy	44.323 lm/W	Efficiency	100.00%
Source Flux	443 lm	Maximum value	488.61 cd/klm	Position	C=270.00 G=28.00	CG	Sym. on planes 270-90
Rectangular Luminaire		Length	230 mm	Width	55 mm	Height	55 mm
Rectangular Luminous Area		Length	35 mm	Width	35 mm	Height	0 mm
Horizontal Luminous Area		0.001225 m ²		Emitting area on Plane 180°		0.000000 m ²	
Emitting area on Plane 0°		0.000000 m ²		Emitting area on Plane 270°		0.000000 m ²	
Emitting area on Plane 90°		0.000000 m ²		Glare area at 76°		0.000296 m ²	
Coordinate system		CG Roads		Symmetry Type		Sym. on planes 270-90	
Date		30-09-2019		Maximum Gamma Angle		180	
Measurement Distance		0.00		Measurement Flux		443 lm	

LED Flux=858.3lm LED Power=8W Eff=52% EfcLed=107lm/W EfcLum=44lm/W CCT=3000K Ra=90 SDCM=2 L70(6K)=50000h

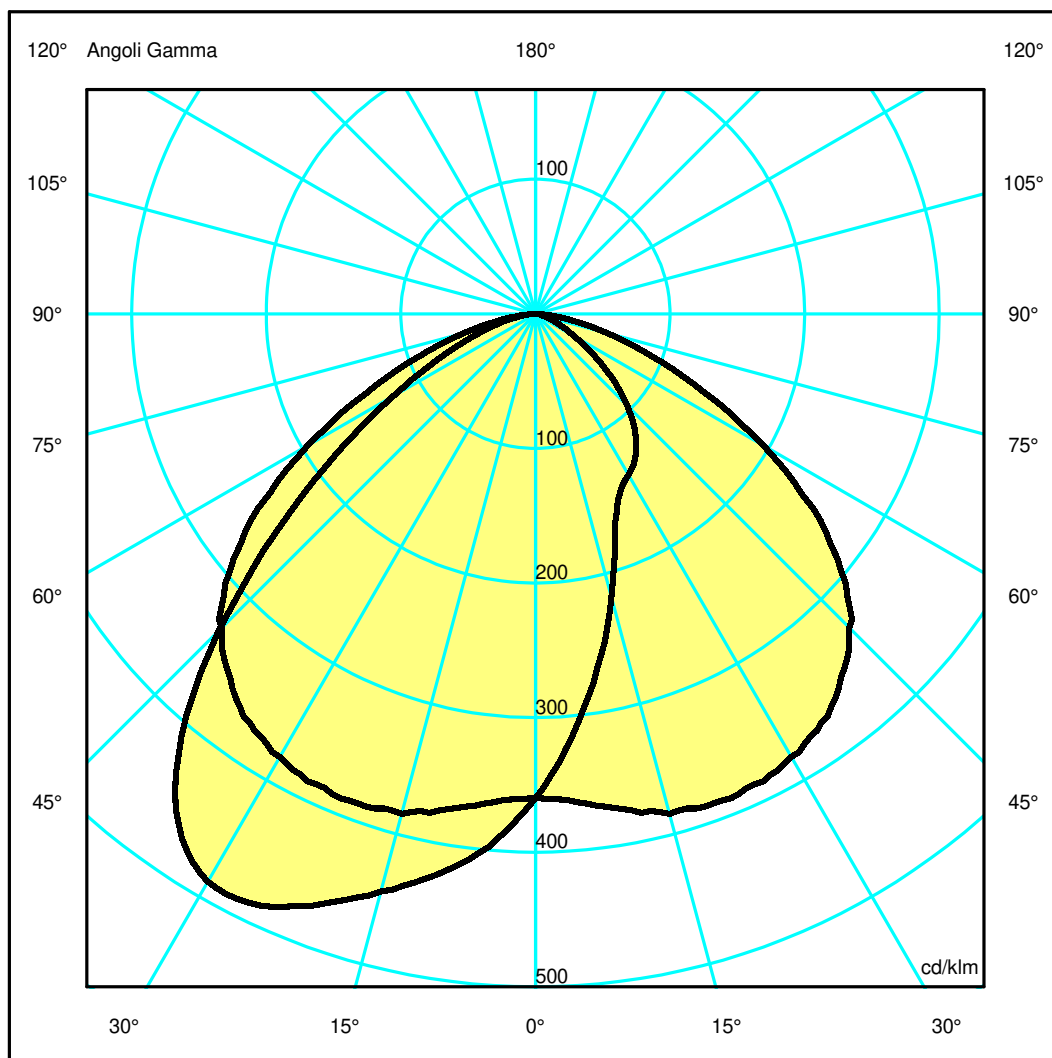
C.I.E. 52 85 98 100 100

D DIN 5040

A40



ULOR 0.01 %
DLOR 99.99 %
RN 0.01 %



Luminaire

Code T4503AS030
Name WALKING W ASIMM 3000K NRO

Measur.

Code FTS1902653
Name WALKING W ASIMM 3000K NRO

Luminaire Flux	443 lm	Luminaire Power	10.0 W	Efficacy	44.323 lm/W	Efficiency	100.00%
Source Flux	443 lm	Maximum value	488.61 cd/klm	Position	C=270.00 G=28.00	CG	Sym. on planes 270-90
Rectangular Luminaire		Length	230 mm	Width	55 mm	Height	55 mm
Rectangular Luminous Area		Length	35 mm	Width	35 mm	Height	0 mm
Horizontal Luminous Area	0.001225 m2			Emitting area on Plane 180°	0.000000 m2		
Emitting area on Plane 0°	0.000000 m2			Emitting area on Plane 270°	0.000000 m2		
Emitting area on Plane 90°	0.000000 m2			Glare area at 76°	0.000296 m2		
Coordinate system	CG Roads			Symmetry Type	Sym. on planes 270-90		
Date	30-09-2019			Maximum Gamma Angle	180		
Measurement Distance	0.00			Measurement Flux	443 lm		

LED Flux=858.3lm LED Power=8W Eff=52% EfcLed=107lm/W EfcLum=44lm/W CCT=3000K Ra=90 SDCM=2 L70(6K)=50000h

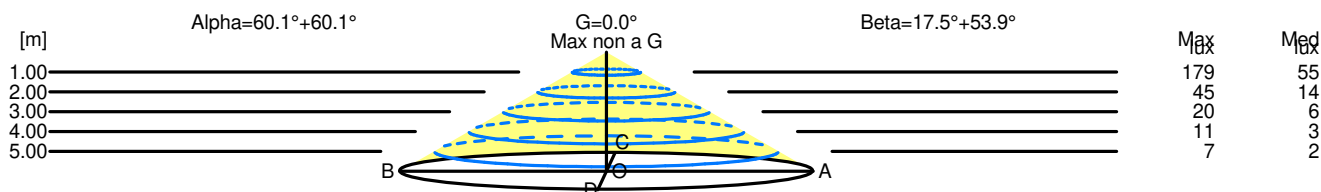
C.I.E.	52 85 98 100 100	D DIN 5040	A40
--------	------------------	------------	-----

Width at 50.00 % of Max Intensity

H[m]	1.00	2.00	3.00	4.00	5.00	H[m]	1.00	2.00	3.00	4.00	5.00
OA	1.74	3.48	5.22	6.96	8.69	OC	0.32	0.63	0.95	1.26	1.58
OB	1.74	3.48	5.22	6.96	8.69	OD	1.37	2.74	4.12	5.49	6.86

Luminous Intensities [cd/klm]

	0	5	15	25	35	45	55	65	75	85
OA	159.45	161.46	170.44	170.79	164.18	146.10	111.54	61.47	24.45	3.83
OB	159.45	161.46	170.44	170.79	164.18	146.10	111.54	61.47	24.45	3.83
OC	159.45	139.51	96.53	65.50	57.36	42.72	22.97	9.37	3.32	0.73
OD	159.45	176.18	196.85	214.93	205.02	147.69	79.80	35.76	13.29	2.64



H[m]	D[m]	Max lux	Med lux	Alpha=60.1°+60.1°	G=0.0° Max non a G
1.00	3.48	179	55		
2.00	6.96	45	14		
3.00	10.43	20	6		
4.00	13.91	11	3		
5.00	17.39	7	2		

H[m]	D[m]	Max lux	Med lux	Beta=53.9°+17.5°	G=0.0° Max non a G
1.00	1.69	179	55		
2.00	3.38	45	14		
3.00	5.06	20	6		
4.00	6.75	11	3		
5.00	8.44	7	2		