

Luminaire

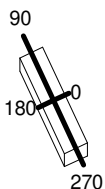
Code T4503LG050
Name WALKING W LL GREEN BLU

Measurerm.

Code FTS1902677
Name WALKING W LL GREEN BLU

Luminaire Flux	11 lm	Luminaire Power	4.0 W	Efficacy	2.653 lm/W	Efficiency	100.00%
Source Flux	11 lm	Maximum value	5063.80 cd/klm	Position	C=0.00 G=67.00	CG	Sym. on planes 0-180
Rectangular Luminaire		Length	230 mm	Width	55 mm	Height	55 mm
Rectangular Luminous Area		Length	10 mm	Width	30 mm	Height	0 mm
Horizontal Luminous Area		0.000300 m2		Emitting area on Plane 180°	0.000000 m2		
Emitting area on Plane 0°		0.000000 m2		Emitting area on Plane 270°	0.000000 m2		
Emitting area on Plane 90°		0.000000 m2		Glare area at 76°	0.000073 m2		
Coordinate system		CG		Symmetry Type		Sym. on planes 0-180	
Date		03-06-2019		Maximum Gamma Angle		180	
Measurement Distance		0.00		Measurement Flux		11 lm	
LED Flux=158.11lm LED Power=2.1W Eff=7% EfcLed=75lm/W EfcLum=3lm/W L70(6K)=50000h							
C.I.E.	41 72 96 90 100			D DIN 5040	B31		
F UTE	0.90 G + 0.10 T			B NBN	BZ 5		

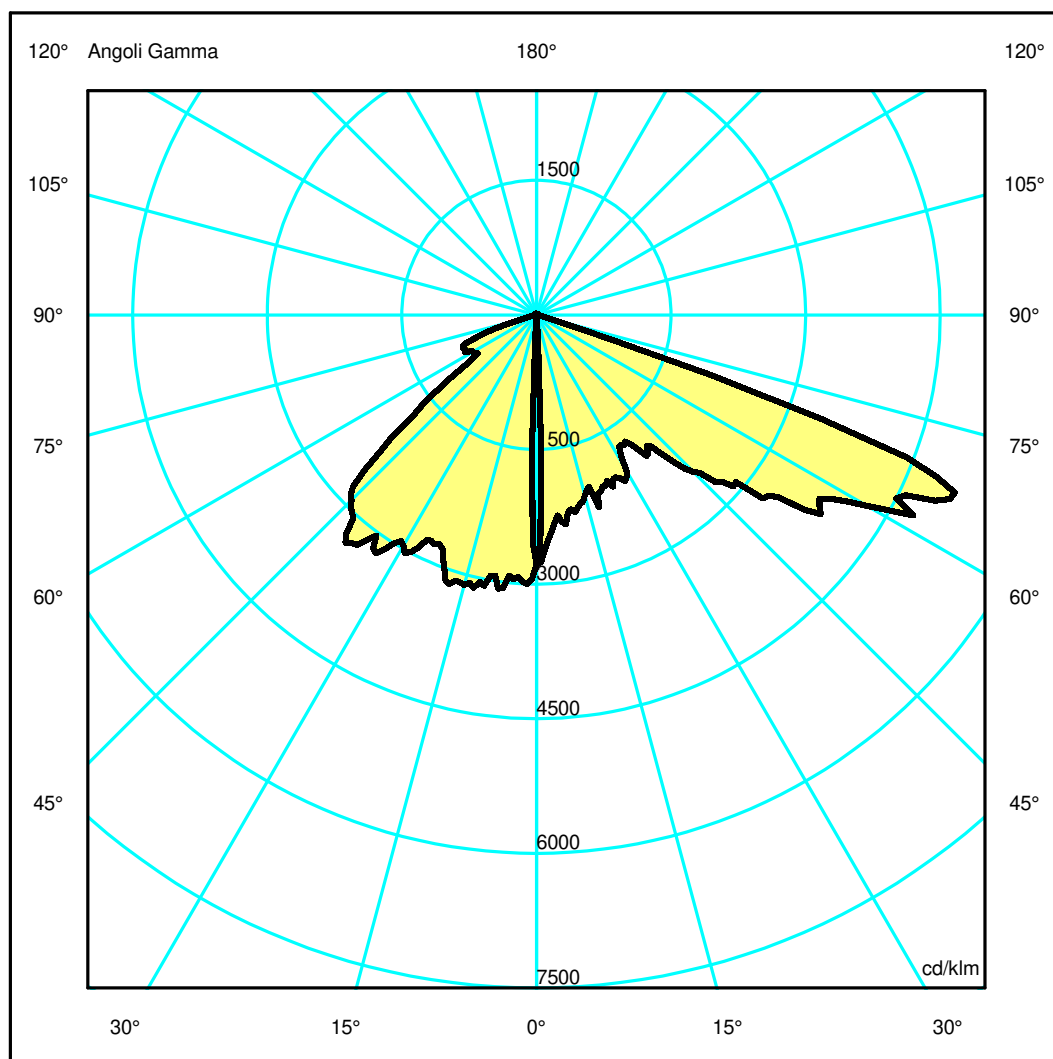
230mm x 55mm



Sempiani C

180.0 — 0.0
270.0 — 90.0

ULOR 10.14 %
DLOR 89.86 %
RN 10.14 %



Luminaire

Code T4503LG050
Name WALKING W LL GREEN BLU

Measurment.

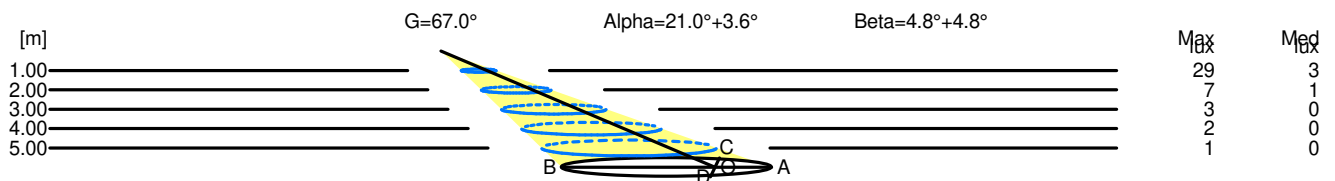
Code FTS1902677
Name WALKING W LL GREEN BLU

Luminaire Flux	11 lm	Luminaire Power	4.0 W	Efficacy	2.653 lm/W	Efficiency	100.00%
Source Flux	11 lm	Maximum value	5063.80 cd/klm	Position	C=0.00 G=67.00	CG	Sym. on planes 0-180
Rectangular Luminaire		Length	230 mm	Width	55 mm	Height	55 mm
Rectangular Luminous Area		Length	10 mm	Width	30 mm	Height	0 mm
Horizontal Luminous Area		0.000300 m2		Emitting area on Plane 180°		0.000000 m2	
Emitting area on Plane 0°		0.000000 m2		Emitting area on Plane 270°		0.000000 m2	
Emitting area on Plane 90°		0.000000 m2		Glare area at 76°		0.000073 m2	
Coordinate system		CG		Symmetry Type		Sym. on planes 0-180	
Date		03-06-2019		Maximum Gamma Angle		180	
Measurement Distance		0.00		Measurement Flux		11 lm	
LED Flux=158.11lm LED Power=2.1W Eff=7% EfcLed=75lm/W EfcLum=3lm/W L70(6K)=50000h							
C.I.E.	41 72 96 90 100			D DIN 5040	B31		
F UTE	0.90 G + 0.10 T			B NBN	BZ 5		

Width at 50.00 % of Max Intensity

H[m]	1.00	2.00	3.00	4.00	5.00	H[m]	1.00	2.00	3.00	4.00	5.00
OA	0.49	0.98	1.46	1.95	2.44	OC	0.21	0.43	0.64	0.86	1.07
OB	1.32	2.64	3.96	5.28	6.60	OD	0.21	0.43	0.64	0.86	1.07

	Luminous Intensities [cd/klm]									
	0	5	15	25	35	45	55	65	75	85
OA	29.45	24.62	22.04	21.44	18.22	26.20	41.02	51.98	1.42	0.30
OB	29.45	31.33	33.01	29.46	33.70	30.93	10.10	9.39	1.45	0.38
OC	29.45	0.91	0.34	0.24	0.19	0.18	0.19	0.17	0.18	0.17
OD	29.45	0.91	0.34	0.24	0.19	0.18	0.19	0.17	0.18	0.17



H[m]	D[m]	Max lux	Med lux	Alpha=21.0°+3.6°	G=67.0
1.00	1.81	29	3		
2.00	3.62	7	1		
3.00	5.42	3	0		
4.00	7.23	2	0		
5.00	9.04	1	0		

H[m]	D[m]	Max lux	Med lux	Beta=4.8°+4.8°	G=0.0
1.00	0.43	29	3		
2.00	0.86	7	1		
3.00	1.28	3	0		
4.00	1.71	2	0		
5.00	2.14	1	0		