

## Luminaire

Code T4503LW050  
Name WALKING W LL WHT 3000K BLU

## Measurement

Code FTS1902657  
Name WALKING W LL WHT 3000K BLU

Luminaire Flux	23 lm	Luminaire Power	4.0 W	Efficacy	5.653 lm/W	Efficiency	100.00%
Source Flux	23 lm	Maximum value	3668.56 cd/klm	Position	C=0.00 G=63.00	CG	Sym. on planes 0-180
Rectangular Luminaire		Length	230 mm	Width	55 mm	Height	55 mm
Rectangular Luminous Area		Length	10 mm	Width	35 mm	Height	0 mm
Horizontal Luminous Area		0.000350 m2		Emitting area on Plane 180°	0.000000 m2		
Emitting area on Plane 0°		0.000000 m2		Emitting area on Plane 270°	0.000000 m2		
Emitting area on Plane 90°		0.000000 m2		Glare area at 76°	0.000085 m2		
Coordinate system		CG		Symmetry Type		Sym. on planes 0-180	
Date		01-10-2019		Maximum Gamma Angle		180	
Measurement Distance		0.00		Measurement Flux		23 lm	

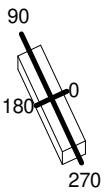
LED Flux=176.22lm LED Power=2.1W Eff=13% EfcLed=84lm/W EfcLum=6lm/W CCT=3000K Ra=80 SDCM=3 L70(6K)=50000h

C.I.E. 39 73 96 100 100  
F UTE 1.00 G

D DIN 5040  
B NBN

A20  
BZ 6 / 0.8 / BZ 5

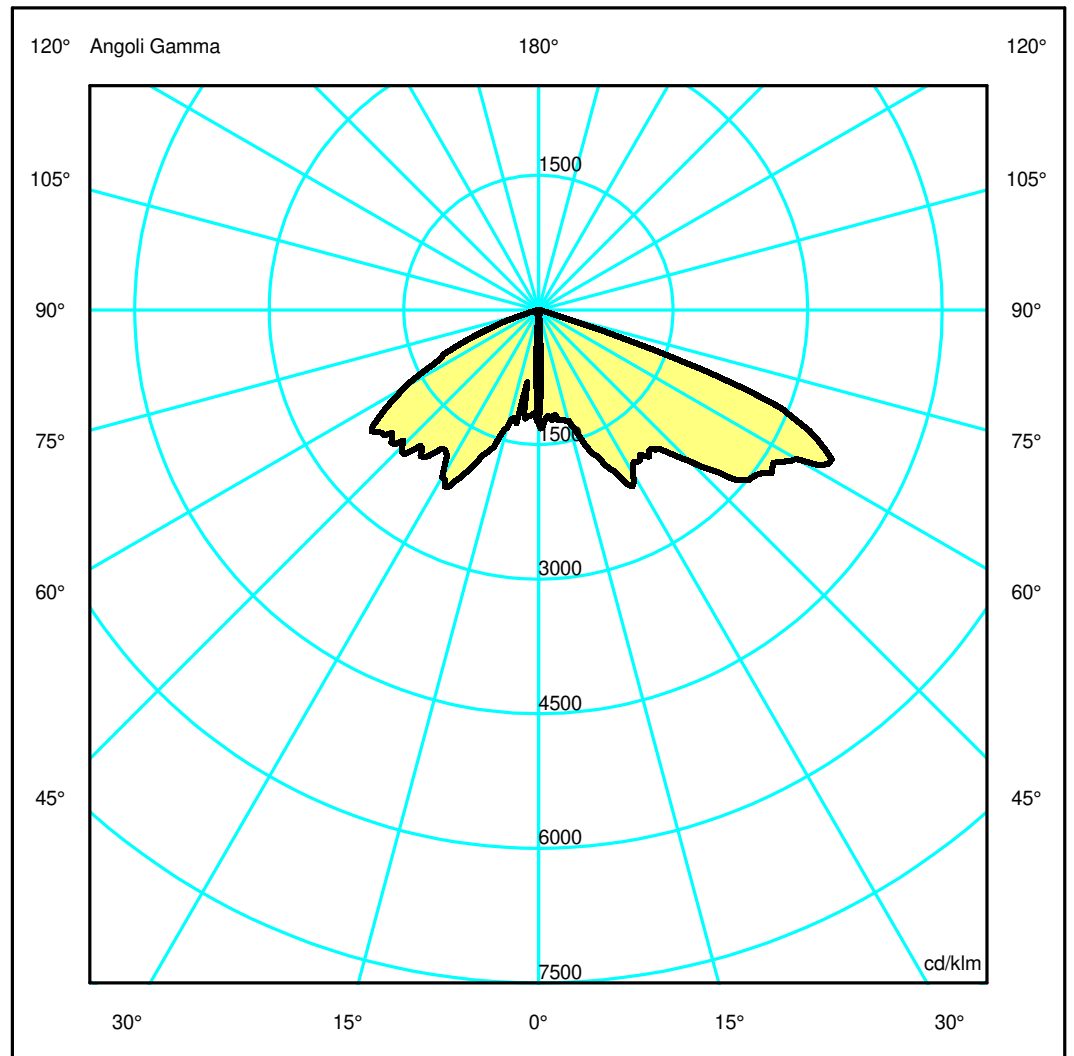
230mm x 55mm



Semipiani C

180.0 — 0.0  
270.0 — 90.0

ULOR 0.10 %  
DLOR 99.90 %  
RN 0.10 %



## Luminaire

Code T4503LW050  
Name WALKING W LL WHT 3000K BLU

## Measurment

Code FTS1902657  
Name WALKING W LL WHT 3000K BLU

Luminaire Flux	23 lm	Luminaire Power	4.0 W	Efficacy	5.653 lm/W	Efficiency	100.00%
Source Flux	23 lm	Maximum value	3668.56 cd/klm	Position	C=0.00 G=63.00	CG	Sym. on planes 0-180
Rectangular Luminaire	Length	230 mm	Width	55 mm	Height	55 mm	
Rectangular Luminous Area	Length	10 mm	Width	35 mm	Height	0 mm	
Horizontal Luminous Area	0.000350 m2	Emitting area on Plane 180°	0.000000 m2	Emitting area on Plane 270°	0.000000 m2	Emitting area on Plane 90°	0.000085 m2
Coordinate system	CG	Symmetry Type	Sym. on planes 0-180	Date	01-10-2019	Maximum Gamma Angle	180
Measurement Distance	0.00	Measurement Flux	23 lm				

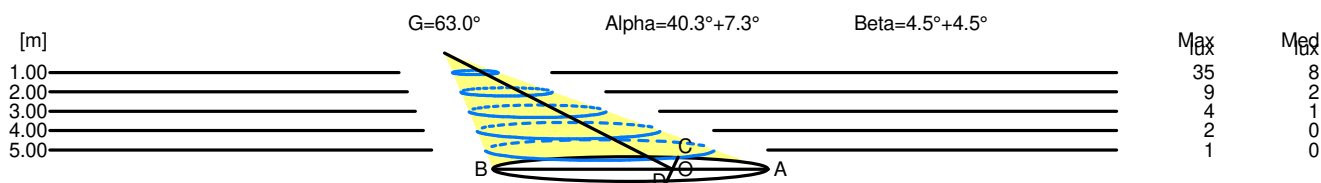
LED Flux=176.22lm LED Power=2.1W Eff=13% EfcLed=84lm/W EfcLum=6lm/W CCT=3000K Ra=80 SDCM=3 L70(6K)=50000h

C.I.E.	39 73 96 100 100	D DIN 5040	A20
F UTE	1.00 G	B NBN	BZ 6 / 0.8 / BZ 5

Width at 50.00 % of Max Intensity

H[m]	1.00	2.00	3.00	4.00	5.00	H[m]	1.00	2.00	3.00	4.00	5.00
OA	0.82	1.65	2.47	3.30	4.12	OC	0.17	0.34	0.52	0.69	0.86
OB	1.54	3.09	4.63	6.17	7.72	OD	0.17	0.34	0.52	0.69	0.86

	Luminous Intensities [ cd/klm ]									
	0	5	15	25	35	45	55	65	75	85
OA	28.53	26.70	28.83	44.69	44.54	53.82	71.63	77.68	2.61	0.46
OB	28.53	26.83	30.69	46.52	42.69	48.57	51.02	26.32	2.25	0.46
OC	28.53	2.35	1.12	0.96	0.79	0.65	0.49	0.36	0.24	0.17
OD	28.53	2.35	1.12	0.96	0.79	0.65	0.49	0.36	0.24	0.17



H[m]	D[m]	Max lux	Med lux	Alpha=40.3°+7.3°	G=63.0
1.00	2.37	35	8		
2.00	4.74	9	2		
3.00	7.11	4	1		
4.00	9.47	2	0		
5.00	11.84	1	0		

H[m]	D[m]	Max lux	Med lux	Beta=4.5°+4.5°	G=0.0
1.00	0.34	35	8		
2.00	0.69	9	2		
3.00	1.03	4	1		
4.00	1.38	2	0		
5.00	1.72	1	0		