

## Luminaire

Code TC70406  
Name UNTERLINDEN SUSP. 927 TRK12 BRASS

## Measurement

Code FTS2200179  
Name UNTERLINDEN SUSP. 927 TRK12 BRASS

Luminaire Flux	339 lm	Luminaire Power	7.0 W	Efficacy	48.429 lm/W	Efficiency	100.00%
Source Flux	339 lm	Maximum value	538.33 cd/klm	Position	C=0.00 G=18.00	CG	Rotosymmetrical
Round Luminaire		Diam.	115 mm	Height	100 mm		
Round Luminous Area		Diam.	45 mm	Height	0 mm		
Horizontal Luminous Area		0.001590 m <sup>2</sup>		Emitting area on Plane 180°		0.000000 m <sup>2</sup>	
Emitting area on Plane 0°		0.000000 m <sup>2</sup>		Emitting area on Plane 270°		0.000000 m <sup>2</sup>	
Emitting area on Plane 90°		0.000000 m <sup>2</sup>		Glare area at 76°		0.000385 m <sup>2</sup>	
Coordinate system		CG		Symmetry Type		Rotosymmetrical	
Date		21-09-2022		Maximum Gamma Angle		180	
Measurement Distance		0.00		Measurement Flux		339 lm	

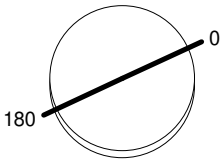
LED Flux=655lm LED Power=6W Eff=52% EfcLed=109lm/W EfcLum=48lm/W CCT=2700K Ra=90 R9=50 SDCM=3 L70(6K)=50000h

C.I.E. 73 94 99 100 100  
F UTE 1.00 B

D DIN 5040  
B NBN

A60  
BZ 2

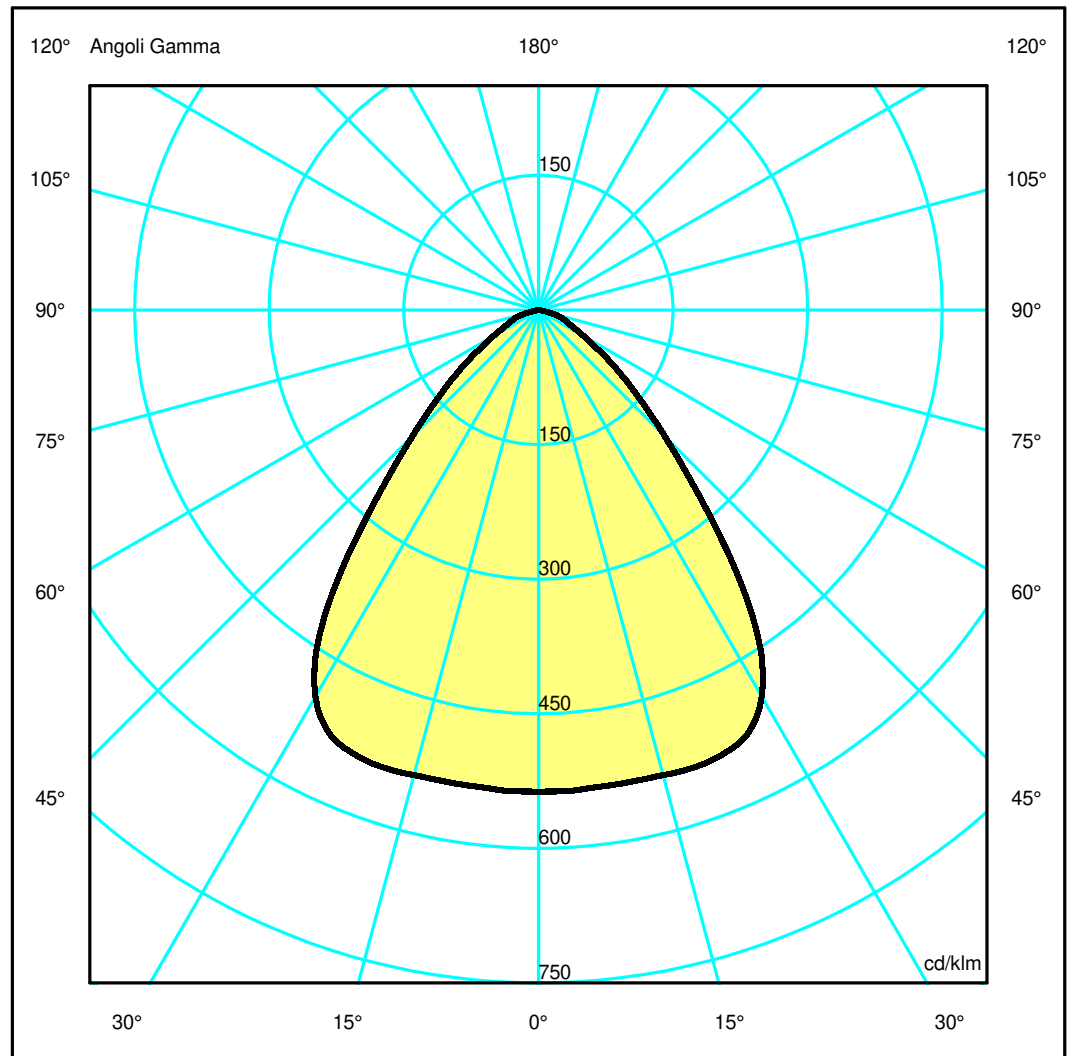
Diam=115mm



Semipiani C

180.0 ——— 0.0

ULOR 0.00 %  
DLOR 100.00 %  
RN 0.00 %



## Luminaire

Code TC70406  
Name UNTERLINDEN SUSP. 927 TRK12 BRASS

## Measurerm.

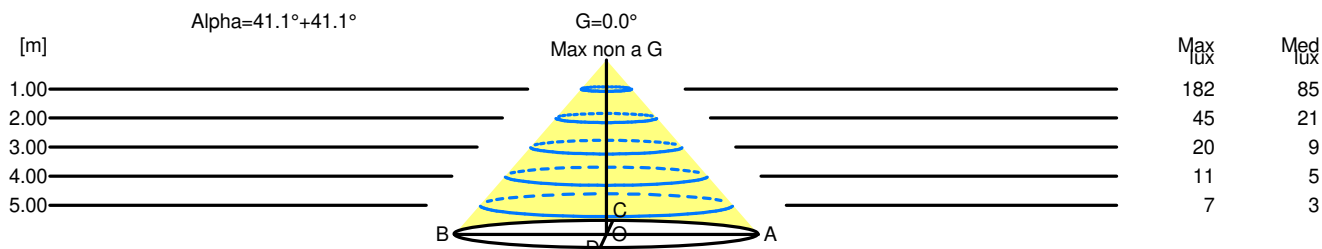
Code FTS2200179  
Name UNTERLINDEN SUSP. 927 TRK12 BRASS

Luminaire Flux	339 lm	Luminaire Power	7.0 W	Efficacy	48.429 lm/W	Efficiency	100.00%
Source Flux	339 lm	Maximum value	538.33 cd/klm	Position	C=0.00 G=18.00	CG	Rotosymmetrical
Round Luminaire		Diam.	115 mm	Height	100 mm		
Round Luminous Area		Diam.	45 mm	Height	0 mm		
Horizontal Luminous Area		0.001590 m2		Emitting area on Plane 180°		0.000000 m2	
Emitting area on Plane 0°		0.000000 m2		Emitting area on Plane 270°		0.000000 m2	
Emitting area on Plane 90°		0.000000 m2		Glare area at 76°		0.000385 m2	
Coordinate system		CG		Symmetry Type		Rotosymmetrical	
Date		21-09-2022		Maximum Gamma Angle		180	
Measurement Distance		0.00		Measurement Flux		339 lm	
LED Flux=655lm LED Power=6W Eff=52% EfcLed=109lm/W EfcLum=48lm/W CCT=2700K Ra=90 R9=50 SDCM=3 L70(6K)=50000h							
C.I.E.	73 94 99 100 100			D DIN 5040	A60		
F UTE	1.00 B			B NBN	BZ 2		

### Width at 50.00 % of Max Intensity

H[m]	1.00	2.00	3.00	4.00	5.00	H[m]	1.00	2.00	3.00	4.00	5.00
OA	0.87	1.74	2.61	3.49	4.36	OC	0.87	1.74	2.61	3.49	4.36
OB	0.87	1.74	2.61	3.49	4.36	OD	0.87	1.74	2.61	3.49	4.36

	Luminous Intensities [ cd/klm ]									
	0	5	15	25	35	45	55	65	75	85
OA	181.94	181.85	181.84	180.14	140.78	67.44	30.82	13.26	5.95	0.20
OB	181.94	181.85	181.84	180.14	140.78	67.44	30.82	13.26	5.95	0.20
OC	181.94	181.85	181.84	180.14	140.78	67.44	30.82	13.26	5.95	0.20
OD	181.94	181.85	181.84	180.14	140.78	67.44	30.82	13.26	5.95	0.20



H[m]	D[m]	Max lux	Med lux	Alpha=41.1°+41.1°	G=0.0 Max non a G
1.00	1.74	182	85		
2.00	3.49	45	21		
3.00	5.23	20	9		
4.00	6.97	11	5		
5.00	8.72	7	3		