

Luminaire

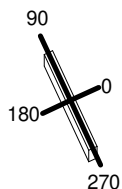
Code CF02104+CF50104
Name HOY REFR S D/I 940 L=1154 DALI NRO + HOY REFR KIT LOUVRE L=1154 NRO

Measurem.

Code FTS2573
Name HOY REFR S D/I 940 L=1154 DALI NRO + HOY REFR KIT LOUVRE L=1154 NRO

Luminaire Flux	3810 lm	Luminaire Power	29.0 W	Efficacy	131.379 lm/W	Efficiency	100.00%
Source Flux	3810 lm	Maximum value	734.56 cd/klm	Position	C=20.00 G=1.00	CG	Double Symmetrical
Rectangular Luminaire		Length	1154 mm	Width	100 mm	Height	58 mm
Rectangular Luminous Area		Length	1144 mm	Width	90 mm	Height	0 mm
Horizontal Luminous Area		0.102960 m2		Emitting area on Plane 180°		0.000000 m2	
Emitting area on Plane 0°		0.000000 m2		Emitting area on Plane 270°		0.000000 m2	
Emitting area on Plane 90°		0.000000 m2		Glare area at 76°		0.024908 m2	
Coordinate system		CG		Symmetry Type		Double Symmetrical	
Date		20-05-2025		Maximum Gamma Angle		180	
Measurement Distance		0.00		Measurement Flux		3810 lm	
LED Flux=4555lm LED Power=25W Eff=84% EfcLed=185lm/W EfcLum=131lm/W CCT=4000K Ra=90 R9=50 SDCM=3 L70(6k)=50000h							
C.I.E.	100	100	100	52	100	D DIN 5040	C61
F UTE	--					B NBN	BZ 1

1154mm x 100mm



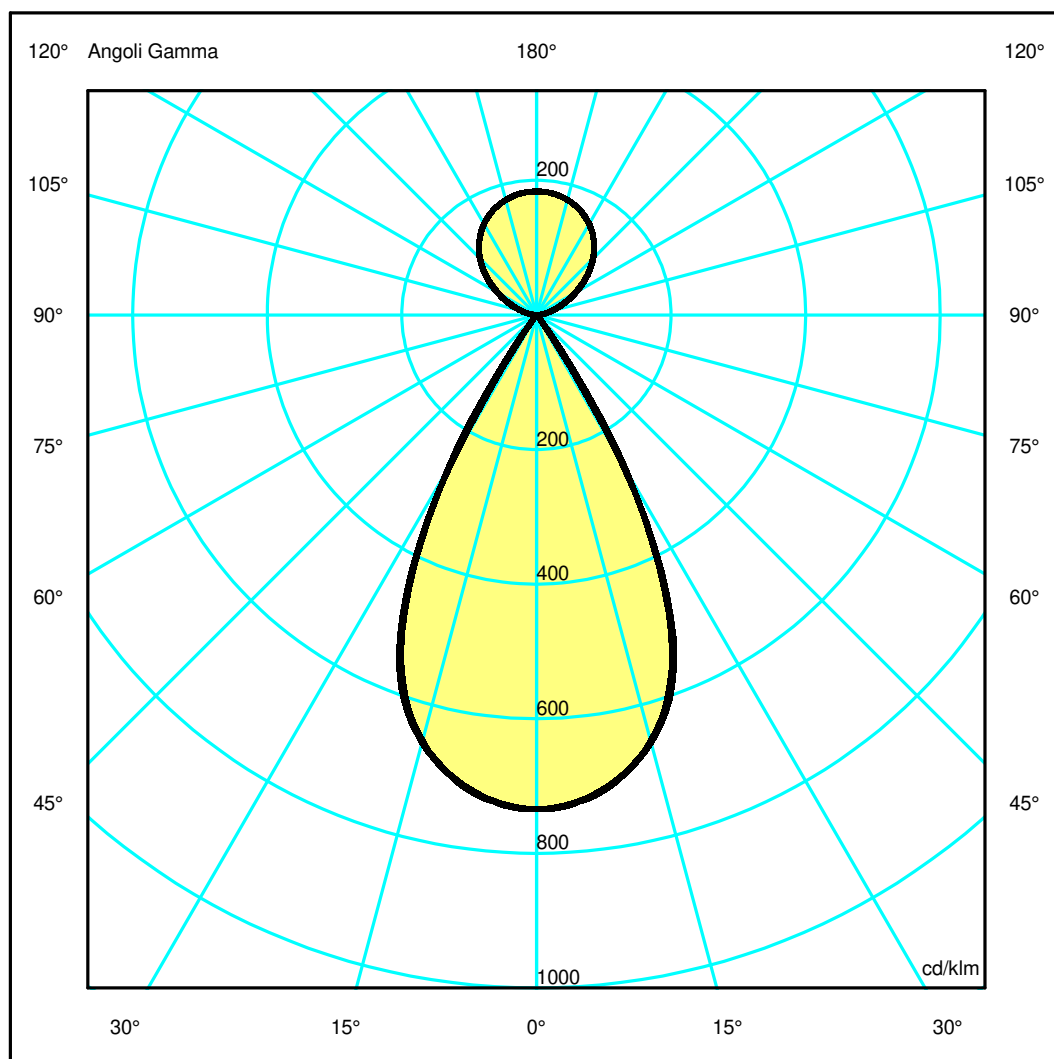
Semipiani C

180.0 — 0.0
270.0 — 90.0

ULOR 48.00 %

DLOR 52.00 %

RN 48.00 %



Luminaire

Code CF02104+CF50104
Name HOY REFR S D/I 940 L=1154 DALI NRO + HOY REFR KIT LOUVRE L=1154 NRO

Measurement

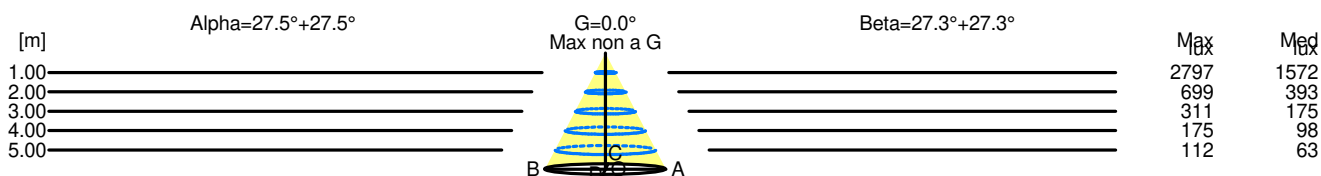
Code FTS2573
Name HOY REFR S D/I 940 L=1154 DALI NRO + HOY REFR KIT LOUVRE L=1154 NRO

Luminaire Flux	3810 lm	Luminaire Power	29.0 W	Efficacy	131.379 lm/W	Efficiency	100.00%
Source Flux	3810 lm	Maximum value	734.56 cd/klm	Position	C=20.00 G=1.00	CG	Double Symmetrical
Rectangular Luminaire		Length	1154 mm	Width	100 mm	Height	58 mm
Rectangular Luminous Area		Length	1144 mm	Width	90 mm	Height	0 mm
Horizontal Luminous Area		0.102960 m2		Emitting area on Plane 180°		0.000000 m2	
Emitting area on Plane 0°		0.000000 m2		Emitting area on Plane 270°		0.000000 m2	
Emitting area on Plane 90°		0.000000 m2		Glare area at 76°		0.024908 m2	
Coordinate system		CG		Symmetry Type		Double Symmetrical	
Date		20-05-2025		Maximum Gamma Angle		180	
Measurement Distance		0.00		Measurement Flux		3810 lm	
LED Flux=4555lm LED Power=25W Eff=84% EfcLed=185lm/W EfcLum=131lm/W CCT=4000K Ra=90 R9=50 SDCM=3 L70(6k)=50000h							
C.I.E.	100	100	100	52	100	D DIN 5040	C61
F UTE	--					B NBN	BZ 1

Width at 50.00 % of Max Intensity

H[m]	1.00	2.00	3.00	4.00	5.00	H[m]	1.00	2.00	3.00	4.00	5.00
OA	0.52	1.04	1.56	2.08	2.60	OC	0.52	1.03	1.55	2.06	2.58
OB	0.52	1.04	1.56	2.08	2.60	OD	0.52	1.03	1.55	2.06	2.58

	Luminous Intensities [cd/klm]									
	0	5	15	25	35	45	55	65	75	85
OA	2795.11	2765.59	2506.83	1744.96	122.46	12.25	1.48	0.56	0.44	0.39
OB	2795.11	2765.59	2506.83	1744.96	122.46	12.25	1.48	0.56	0.44	0.39
OC	2795.11	2761.22	2495.71	1712.71	238.83	13.05	1.56	0.53	0.41	0.39
OD	2795.11	2761.22	2495.71	1712.71	238.83	13.05	1.56	0.53	0.41	0.39



H[m]	D[m]	Max lux	Med lux	Alpha=27.5°+27.5°	G=0.0 Max non a G
1.00	1.04	2797	1572		
2.00	2.08	699	393		
3.00	3.12	311	175		
4.00	4.16	175	98		
5.00	5.20	112	63		

H[m]	D[m]	Max lux	Med lux	Beta=27.3°+27.3°	G=0.0 Max non a G
1.00	1.03	2797	1572		
2.00	2.06	699	393		
3.00	3.09	311	175		
4.00	4.13	175	98		
5.00	5.16	112	63		