

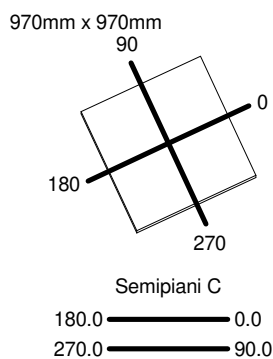
Luminaire

Code 2032060APP_B
Name DISCOVERY DIALOGUE BRZ_BLUE

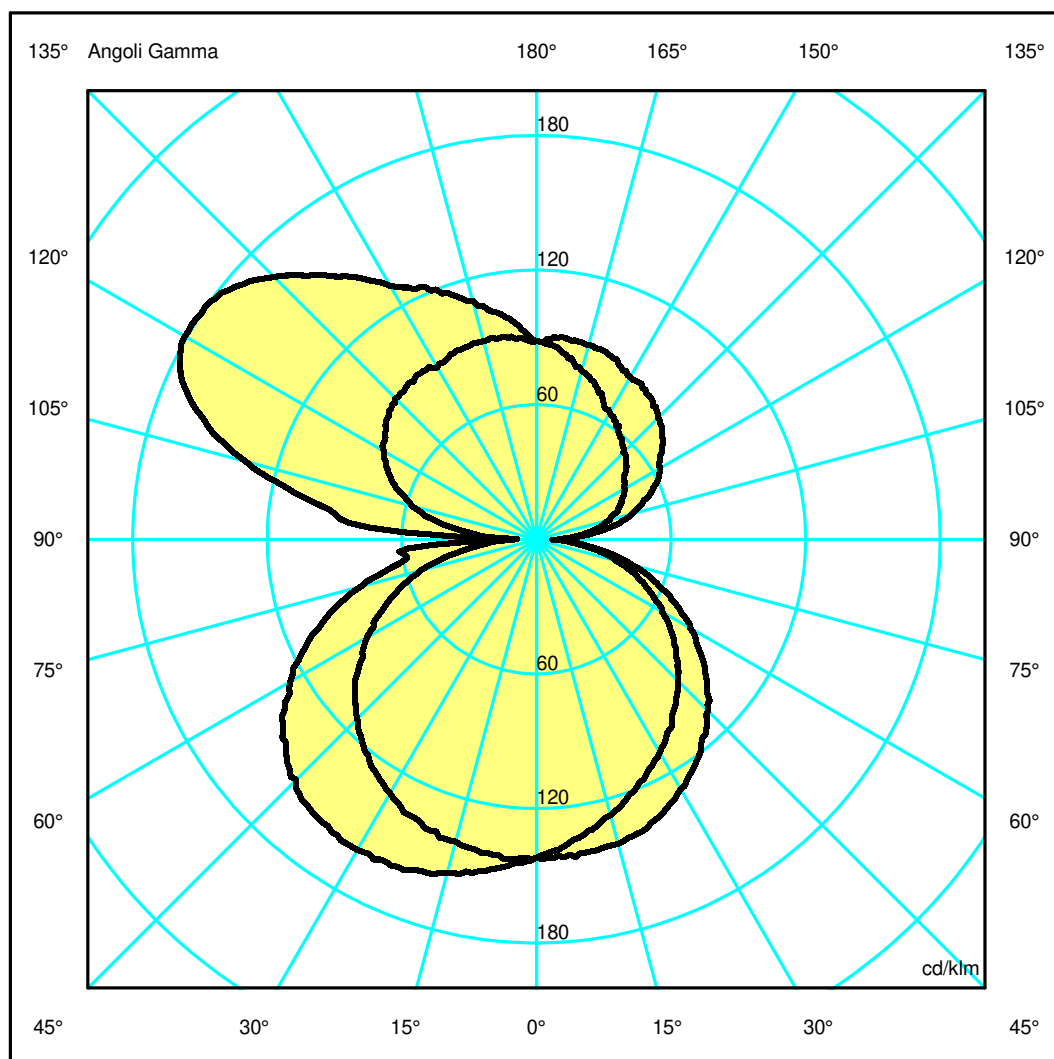
Measurum.

Code FTS2500043
Name DISCOVERY DIALOGUE BRZ_BLUE

Luminaire Flux	28 lm	Luminaire Power	2.0 W	Efficacy	14.000 lm/W	Efficiency	100.00%
Source Flux	28 lm	Maximum value	181.18 cd/klm	Position	C=180.00 G=122.00	CG Asymmetrical	
Rectangular Luminaire		Length	970 mm	Width	970 mm	Height	16 mm
Rectangular Luminous Area		Length	900 mm	Width	900 mm	Height	0 mm
Horizontal Luminous Area		0.810000 m2		Emitting area on Plane 180°		0.000000 m2	
Emitting area on Plane 0°		0.000000 m2		Emitting area on Plane 270°		0.000000 m2	
Emitting area on Plane 90°		0.000000 m2		Glare area at 76°		0.195957 m2	
Coordinate system		CG		Symmetry Type		Asymmetrical	
Date		27-09-2024		Maximum Gamma Angle		180	
Measurement Distance		0.00		Measurement Flux		28 lm	
LED Flux=42lm LED Power=1.4W Eff=67% EfcLed=29lm/W EfcLum=14lm/W L70(10k)=60000h							
C.I.E.	39 70 91 53 100			D DIN 5040		C21	
F UTE	0.53 G + 0.47 T			B NBN		BZ 6 / 0.8 / BZ 5	



ULOR 47.09 %
DLOR 52.91 %
RN 47.09 %



Luminaire

Code 2032060APP_B
Name DISCOVERY DIALOGUE BRZ_BLUE

Measurem.

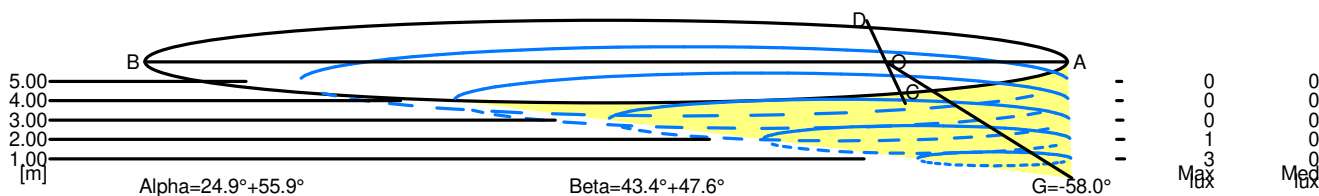
Code FTS2500043
Name DISCOVERY DIALOGUE BRZ_BLUE

Luminaire Flux	28 lm	Luminaire Power	2.0 W	Efficacy	14.000 lm/W	Efficiency	100.00%
Source Flux	28 lm	Maximum value	181.18 cd/klm	Position	C=180.00 G=122.00	CG Asymmetrical	
Rectangular Luminaire		Length	970 mm	Width	970 mm	Height	16 mm
Rectangular Luminous Area		Length	900 mm	Width	900 mm	Height	0 mm
Horizontal Luminous Area		0.810000 m2		Emitting area on Plane 180°		0.000000 m2	
Emitting area on Plane 0°		0.000000 m2		Emitting area on Plane 270°		0.000000 m2	
Emitting area on Plane 90°		0.000000 m2		Glare area at 76°		0.195957 m2	
Coordinate system		CG		Symmetry Type		Asymmetrical	
Date		27-09-2024		Maximum Gamma Angle		180	
Measurement Distance		0.00		Measurement Flux		28 lm	
LED Flux=42lm LED Power=1.4W Eff=67% EfcLed=29lm/W EfcLum=14lm/W L70(10k)=60000h							
C.I.E.	39 70 91 53 100			D DIN 5040	C21		
F UTE	0.53 G + 0.47 T			B NBN	BZ 6 / 0.8 / BZ 5		

Width at 50.00 % of Max Intensity

H[m]	1.00	2.00	3.00	4.00	5.00	H[m]	1.00	2.00	3.00	4.00	5.00
OA	1.56	3.13	4.69	6.26	7.82	OC	1.79	3.57	5.36	7.14	8.93
OB	6.37	12.75	19.12	25.50	31.87	OD	2.07	4.14	6.21	8.27	10.34

	Luminous Intensities [cd/klm]									
	0	5	15	25	35	45	55	65	75	85
OA	2.47	2.42	2.18	1.95	1.72	1.53	1.34	1.18	0.95	0.50
OB	2.47	2.68	3.08	3.47	4.00	4.63	5.05	4.90	3.75	2.36
OC	2.47	2.53	2.51	2.42	2.31	2.15	1.92	1.65	1.24	0.63
OD	2.47	2.52	2.56	2.55	2.53	2.49	2.31	2.05	1.62	0.78



5.00	39.69	0	0		
4.00	31.75	0	0		
3.00	23.81	0	0		
2.00	15.88	1	0		
1.00	7.94	3	0		
H[m]	D[m]	Max lux	Med lux	Alpha=24.9°+55.9°	G=-58.0

5.00	19.27	0	0		
4.00	15.42	0	0		
3.00	11.56	0	0		
2.00	7.71	1	0		
1.00	3.85	3	0		
H[m]	D[m]	Max lux	Med lux	Beta=47.6°+43.4°	G=0.0