

## Luminaire

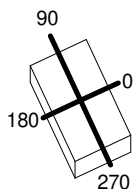
Code M060121  
Name Surf parete LED - 3000K bianco - dimmerabile DALI

## Measurerm.

Code FTS1400149-A  
Name Surf parete LED - 3000K bianco - dimmerabile DALI

Luminaire Flux	3638 lm	Luminaire Power	40.0 W	Efficacy	90.950 lm/W	Efficiency	100.00%
Source Flux	3638 lm	Maximum value	448.86 cd/klm	Position	C=10.00 G=162.00	CG	Sym. on planes 0-180
Rectangular Luminaire		Length	300 mm	Width	175 mm	Height	45 mm
Rectangular Luminous Area		Length	72 mm	Width	72 mm	Height	0 mm
Horizontal Luminous Area		0.005184 m <sup>2</sup>		Emitting area on Plane 180°		0.000000 m <sup>2</sup>	
Emitting area on Plane 0°		0.000000 m <sup>2</sup>		Emitting area on Plane 270°		0.000000 m <sup>2</sup>	
Emitting area on Plane 90°		0.000000 m <sup>2</sup>		Glare area at 76°		0.001254 m <sup>2</sup>	
Coordinate system		CG		Symmetry Type		Sym. on planes 0-180	
Date		17-04-2024		Maximum Gamma Angle		180	
Measurement Distance		0.00		Measurement Flux		3638 lm	
LED Flux=4261lm LED Power=36W Eff=85% EfcLed=118lm/W EfcLum=91lm/W CCT=3000K Ra=90 R9=50 SDCM=1 L70(10k)=55000h							
C.I.E.	33 58 80 1 100			D DIN 5040	--		
F UTE	0.01 H + 0.99 T			B NBN	BZ 6 / 1.5 / BZ 7		

300mm x 175mm



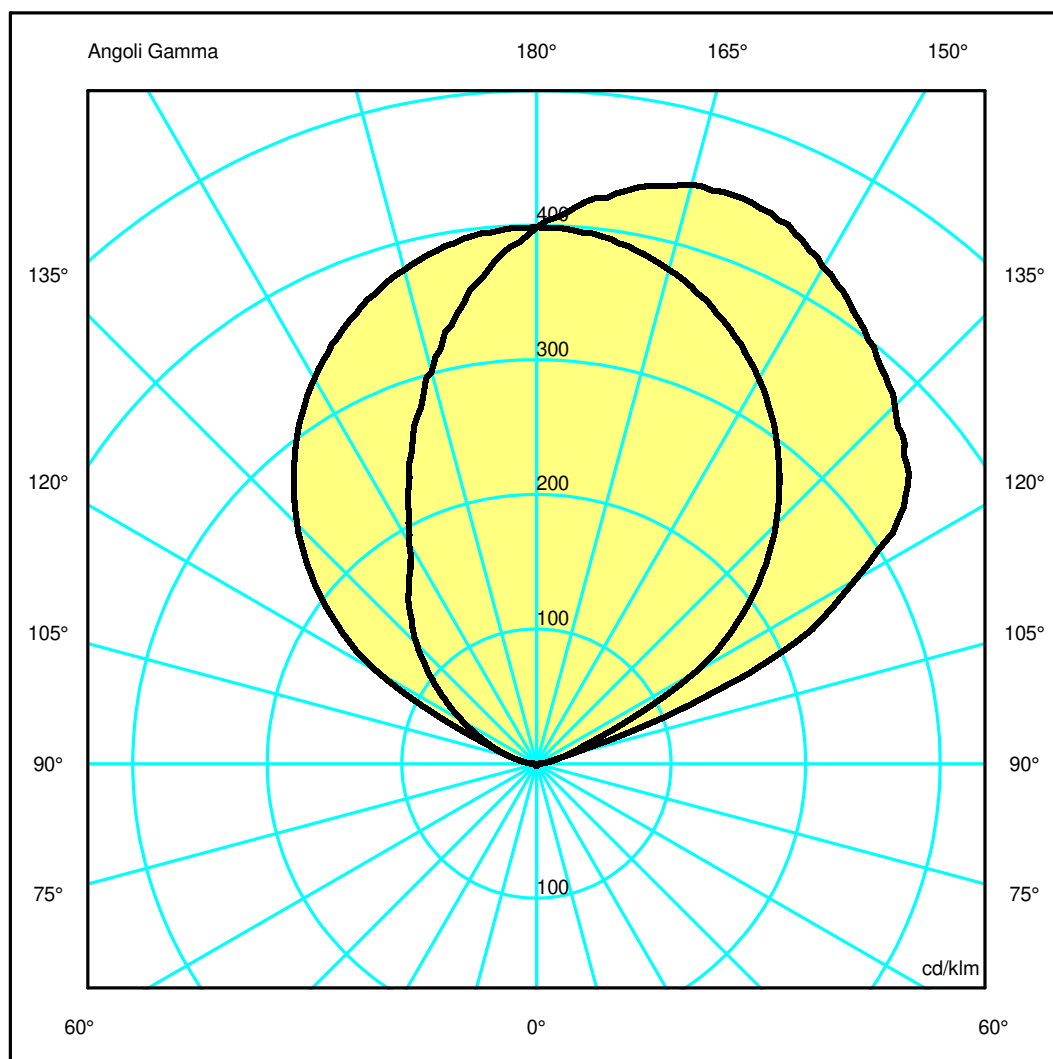
Semipiani C

180.0 — 0.0  
270.0 — 90.0

ULOR 99.34 %

DLOR 0.66 %

RN 99.34 %



## Luminaire

Code M060121  
Name Surf parete LED - 3000K bianco - dimmerabile DALI

## Measurem.

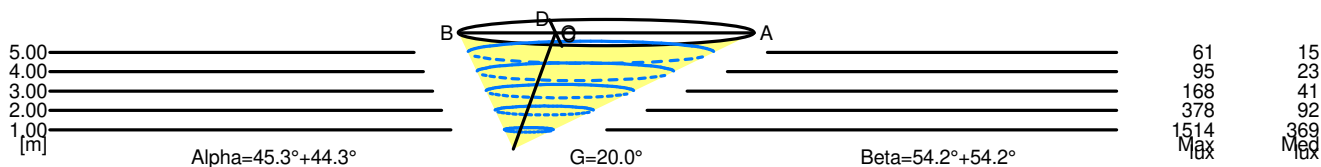
Code FTS1400149-A  
Name Surf parete LED - 3000K bianco - dimmerabile DALI

Luminaire Flux	3638 lm	Luminaire Power	40.0 W	Efficacy	90.950 lm/W	Efficiency	100.00%
Source Flux	3638 lm	Maximum value	448.86 cd/klm	Position	C=10.00 G=162.00	CG	Sym. on planes 0-180
Rectangular Luminaire		Length	300 mm	Width	175 mm	Height	45 mm
Rectangular Luminous Area		Length	72 mm	Width	72 mm	Height	0 mm
Horizontal Luminous Area		0.005184 m2		Emitting area on Plane 180°		0.000000 m2	
Emitting area on Plane 0°		0.000000 m2		Emitting area on Plane 270°		0.000000 m2	
Emitting area on Plane 90°		0.000000 m2		Glare area at 76°		0.001254 m2	
Coordinate system		CG		Symmetry Type		Sym. on planes 0-180	
Date		17-04-2024		Maximum Gamma Angle		180	
Measurement Distance		0.00		Measurement Flux		3638 lm	
LED Flux=4261lm LED Power=36W Eff=85% EfcLed=118lm/W EfcLum=91lm/W CCT=3000K Ra=90 R9=50 SDCM=1 L70(10k)=55000h							
C.I.E.	33 58 80 1 200			D DIN 5040	--		
F UTE	0.01 H + 0.99 T			B NBN	BZ 6 / 1.5 / BZ 7		

### Width at 50.00 % of Max Intensity

H[m]	1.00	2.00	3.00	4.00	5.00	H[m]	1.00	2.00	3.00	4.00	5.00
OA	1.71	3.42	5.13	6.84	8.55	OC	1.47	2.95	4.42	5.90	7.37
OB	0.84	1.67	2.51	3.34	4.18	OD	1.47	2.95	4.42	5.90	7.37

	Luminous Intensities [ cd/klm ]									
	0	5	15	25	35	45	55	65	75	85
OA	1450.18	1525.28	1619.80	1608.49	1492.66	1368.61	1212.32	768.84	70.53	16.72
OB	1450.18	1356.05	1095.68	819.93	600.73	458.14	302.61	169.17	73.95	21.70
OC	1450.18	1440.81	1382.13	1271.58	1119.22	914.76	659.14	265.27	78.25	21.76
OD	1450.18	1440.81	1382.13	1271.58	1119.22	914.76	659.14	265.27	78.25	21.76



5.00	12.73	61	15		
4.00	10.18	95	23		
3.00	7.64	168	41		
2.00	5.09	378	92		
1.00	2.55	1514	369		
H[m]	D[m]	Max lux	Med lux	Alpha=45.3°+44.3°	G=20.0

5.00	14.74	61	15		
4.00	11.79	95	23		
3.00	8.84	168	41		
2.00	5.90	378	92		
1.00	2.95	1514	369		
H[m]	D[m]	Max lux	Med lux	Beta=54.2°+54.2°	G=0.0