

## Luminaire

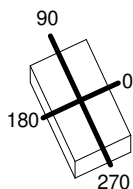
Code M060221  
Name Surf parete LED - 4000K bianco - dimmerabile DALI

## Measurerm.

Code FTS1400150-A  
Name Surf parete LED - 4000K bianco - dimmerabile DALI

Luminaire Flux	3893 lm	Luminaire Power	40.0 W	Efficacy	97.325 lm/W	Efficiency	100.00%
Source Flux	3893 lm	Maximum value	448.86 cd/klm	Position	C=10.00 G=162.00	CG	Sym. on planes 0-180
Rectangular Luminaire	Length	300 mm	Width	175 mm	Height	45 mm	
Rectangular Luminous Area	Length	72 mm	Width	72 mm	Height	0 mm	
Horizontal Luminous Area	0.005184 m <sup>2</sup>		Emitting area on Plane 180°	0.000000 m <sup>2</sup>			
Emitting area on Plane 0°	0.000000 m <sup>2</sup>		Emitting area on Plane 270°	0.000000 m <sup>2</sup>			
Emitting area on Plane 90°	0.000000 m <sup>2</sup>		Glare area at 76°	0.001254 m <sup>2</sup>			
Coordinate system	CG		Symmetry Type	Sym. on planes 0-180			
Date	17-04-2024		Maximum Gamma Angle	180			
Measurement Distance	0.00		Measurement Flux	3893 lm			
LED Flux=4559lm LED Power=36W Eff=85% EfcLed=126lm/W EfcLum=97lm/W CCT=4000K Ra=90 R9=50 SDCM=1 L70(10k)=55000h							
C.I.E.	33 58 80 1 100	D DIN 5040	--				
F UTE	0.01 H + 0.99 T	B NBN	BZ 6 / 1.5 / BZ 7				

300mm x 175mm



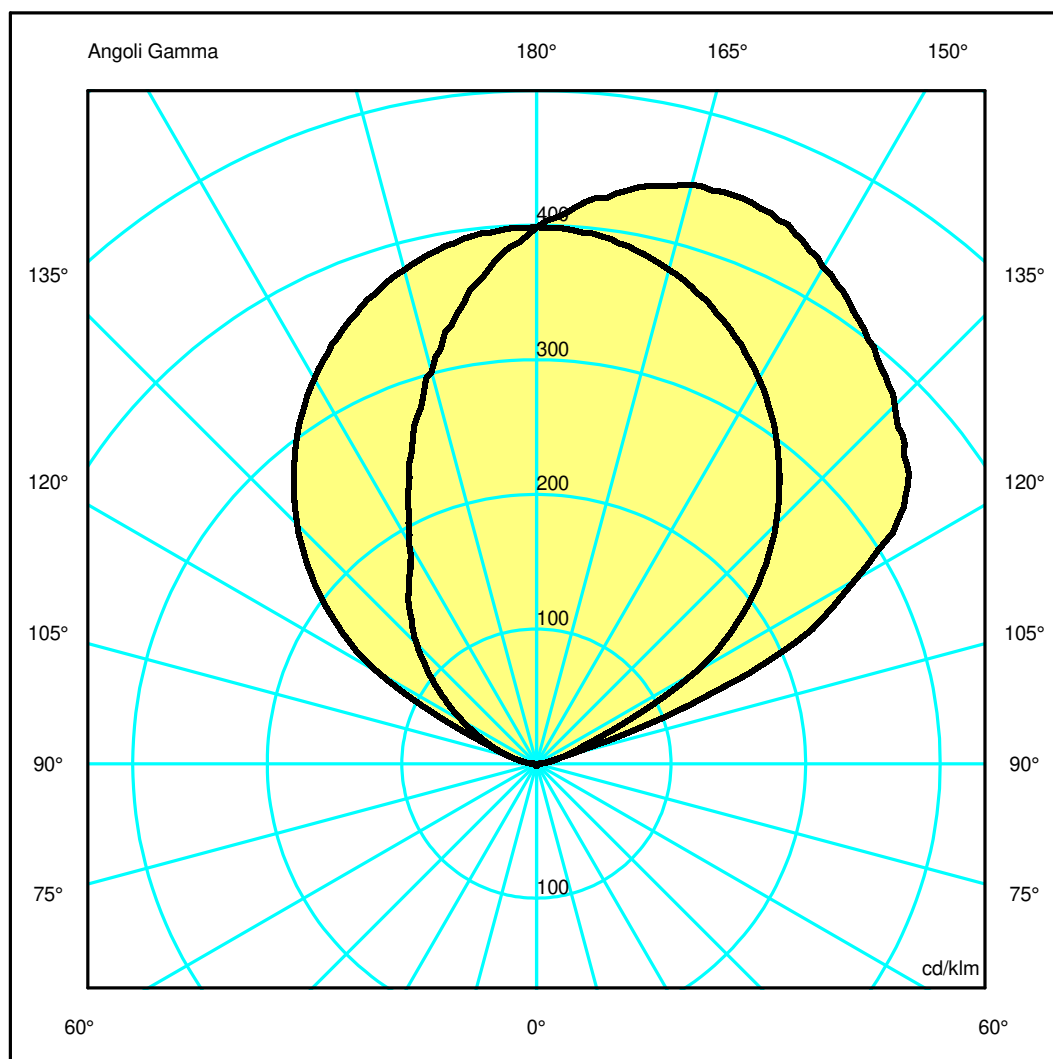
Semipiani C

180.0 ——— 0.0  
270.0 ——— 90.0

ULOR 99.34 %

DLOR 0.66 %

RN 99.34 %



## Luminaire

Code M060221  
Name Surf parete LED - 4000K bianco - dimmerabile DALI

## Measurerm.

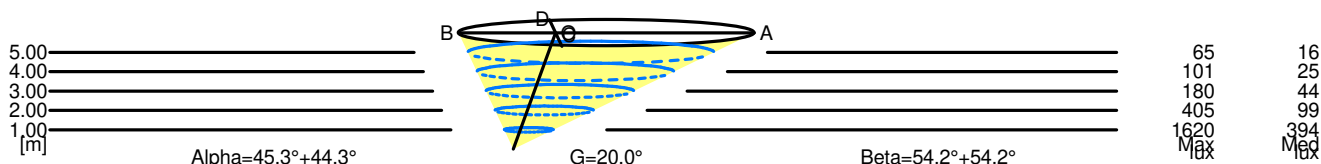
Code FTS1400150-A  
Name Surf parete LED - 4000K bianco - dimmerabile DALI

Luminaire Flux	3893 lm	Luminaire Power	40.0 W	Efficacy	97.325 lm/W	Efficiency	100.00%
Source Flux	3893 lm	Maximum value	448.86 cd/klm	Position	C=10.00 G=162.00	CG	Sym. on planes 0-180
Rectangular Luminaire	Length	300 mm	Width	175 mm	Height	45 mm	
Rectangular Luminous Area	Length	72 mm	Width	72 mm	Height	0 mm	
Horizontal Luminous Area	0.005184 m2		Emitting area on Plane 180°	0.000000 m2			
Emitting area on Plane 0°	0.000000 m2		Emitting area on Plane 270°	0.000000 m2			
Emitting area on Plane 90°	0.000000 m2		Glare area at 76°	0.001254 m2			
Coordinate system	CG		Symmetry Type	Sym. on planes 0-180			
Date	17-04-2024		Maximum Gamma Angle	180			
Measurement Distance	0.00		Measurement Flux	3893 lm			
LED Flux=4559lm LED Power=36W Eff=85% EfcLed=126lm/W EfcLum=97lm/W CCT=4000K Ra=90 R9=50 SDCM=1 L70(10k)=55000h							
C.I.E.	33 58 80 1 200	D DIN 5040		--			
F UTE	0.01 H + 0.99 T	B NBN		BZ 6 / 1.5 / BZ 7			

Width at 50.00 % of Max Intensity

H[m]	1.00	2.00	3.00	4.00	5.00	H[m]	1.00	2.00	3.00	4.00	5.00
OA	1.71	3.42	5.13	6.84	8.55	OC	1.47	2.95	4.42	5.90	7.37
OB	0.84	1.67	2.51	3.34	4.18	OD	1.47	2.95	4.42	5.90	7.37

	Luminous Intensities [ cd/klm ]									
	0	5	15	25	35	45	55	65	75	85
OA	1551.83	1632.19	1733.33	1721.24	1597.29	1464.54	1297.30	822.73	75.48	17.89
OB	1551.83	1451.10	1172.48	877.40	642.84	490.25	323.82	181.03	79.13	23.23
OC	1551.83	1541.81	1479.00	1360.71	1197.67	978.88	705.34	283.86	83.73	23.28
OD	1551.83	1541.81	1479.00	1360.71	1197.67	978.88	705.34	283.86	83.73	23.28



5.00	12.73	65	16		
4.00	10.18	101	25		
3.00	7.64	180	44		
2.00	5.09	405	99		
1.00	2.55	1620	394		
H[m]	D[m]	Max lux	Med lux	Alpha=45.3°+44.3°	G=20.0

5.00	14.74	65	16		
4.00	11.79	101	25		
3.00	8.84	180	44		
2.00	5.90	405	99		
1.00	2.95	1620	394		
H[m]	D[m]	Max lux	Med lux	Beta=54.2°+54.2°	G=0.0