

## Luminaire

Code M248011  
Name TAGORA 970 SOFF. LED DIMM. DALI 3000K NERO/ARANCIONE

## Measurement

Code FTS2300136  
Name TAGORA 970 SOFF. LED DIMM. DALI 3000K NERO/ARANCIONE

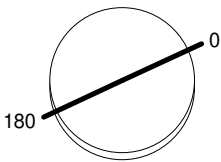
Luminaire Flux	6249 lm	Luminaire Power	84.0 W	Efficacy	74.394 lm/W	Efficiency	100.00%
Source Flux	6249 lm	Maximum value	373.95 cd/klm	Position	C=0.00 G=0.00	CG	Rotosymmetrical
Round Luminaire		Diam.	970 mm	Height	235 mm		
Round Luminous Area		Diam.	830 mm	Height	0 mm		
Horizontal Luminous Area		0.541061 m <sup>2</sup>		Emitting area on Plane 180°		0.000000 m <sup>2</sup>	
Emitting area on Plane 0°		0.000000 m <sup>2</sup>		Emitting area on Plane 270°		0.000000 m <sup>2</sup>	
Emitting area on Plane 90°		0.000000 m <sup>2</sup>		Glare area at 76°		0.130894 m <sup>2</sup>	
Coordinate system		CG		Symmetry Type		Rotosymmetrical	
Date		30-05-2022		Maximum Gamma Angle		180	
Measurement Distance		0.00		Measurement Flux		6249 lm	

LED Flux=12819lm LED Power=74W Eff=49% EfcLed=173lm/W EfcLum=74lm/W CCT=3000K Ra=80 SDCM=3 L70(6K)=70000h

C.I.E. 50 83 98 100 100  
F UTE 1.00 E

D DIN 5040 A30  
B NBN BZ 4

Diam=970mm



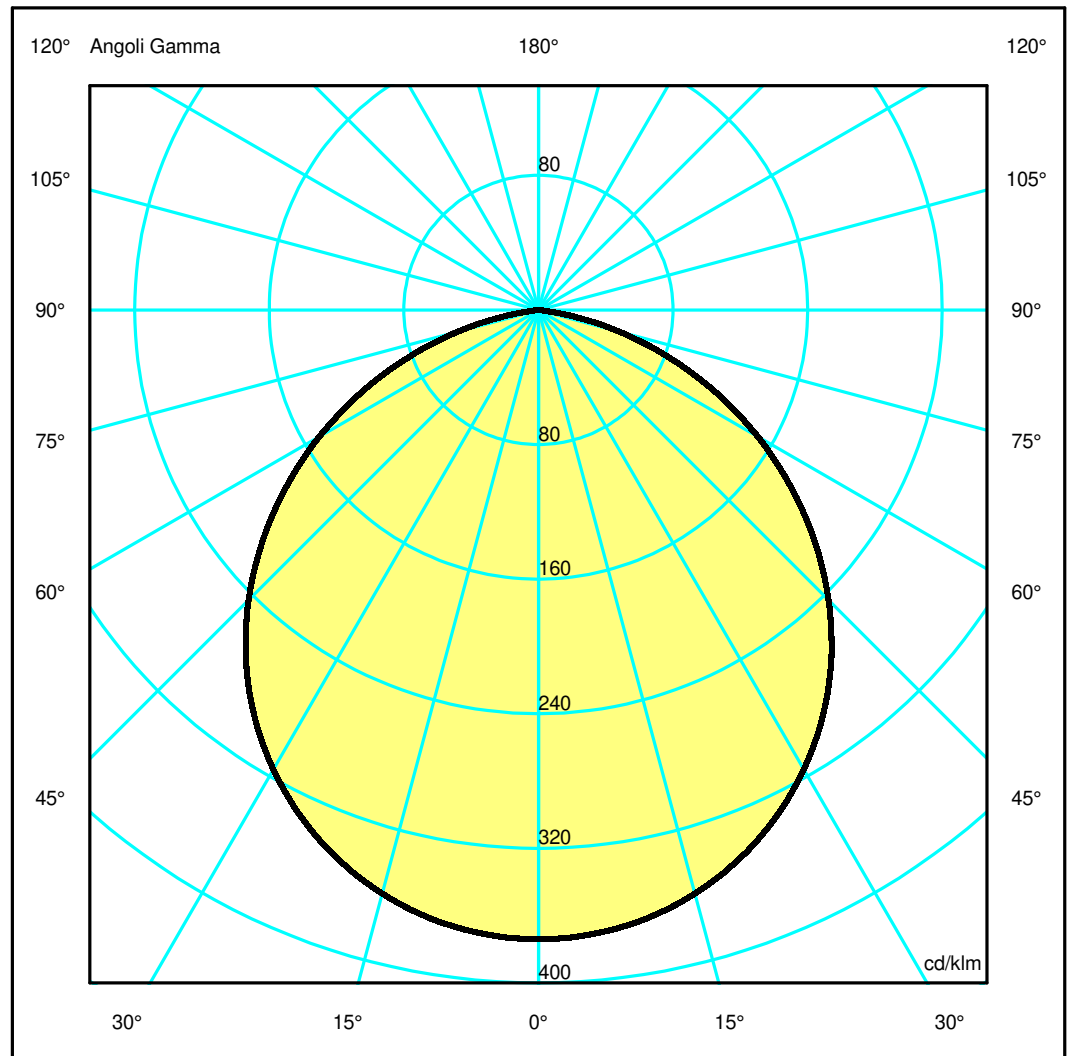
Semipiani C

180.0 ——— 0.0

ULOR 0.01 %

DLOR 99.99 %

RN 0.01 %



## Luminaire

Code M248011  
Name TAGORA 970 SOFF. LED DIMM. DALI 3000K NERO/ARANCIONE

## Measur.

Code FTS2300136  
Name TAGORA 970 SOFF. LED DIMM. DALI 3000K NERO/ARANCIONE

Luminaire Flux	6249 lm	Luminaire Power	84.0 W	Efficacy	74.394 lm/W	Efficiency	100.00%
Source Flux	6249 lm	Maximum value	373.95 cd/klm	Position	C=0.00 G=0.00	CG	Rotosymmetrical
Round Luminaire		Diam.	970 mm	Height	235 mm		
Round Luminous Area		Diam.	830 mm	Height	0 mm		
Horizontal Luminous Area	0.541061 m2			Emitting area on Plane 180°		0.000000 m2	
Emitting area on Plane 0°	0.000000 m2			Emitting area on Plane 270°		0.000000 m2	
Emitting area on Plane 90°	0.000000 m2			Glare area at 76°		0.130894 m2	
Coordinate system	CG	Symmetry Type		Maximum Gamma Angle		Rotosymmetrical	
Date	30-05-2022	Measurement Flux				180	
Measurement Distance	0.00					6249 lm	

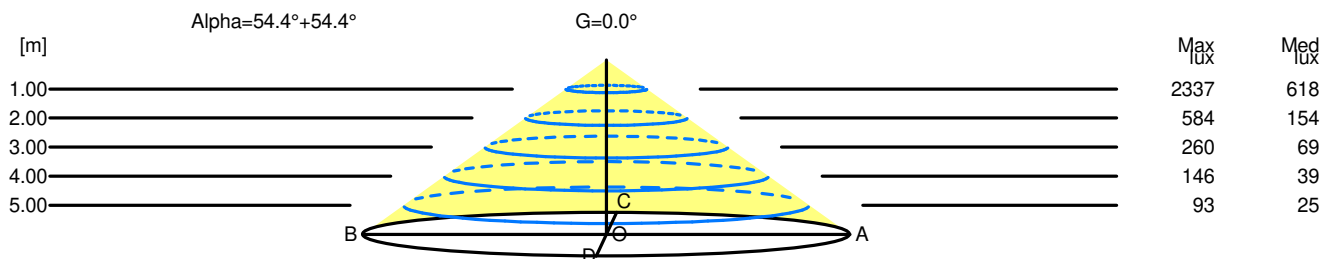
LED Flux=12819lm LED Power=74W Eff=49% EfcLed=173lm/W EfcLum=74lm/W CCT=3000K Ra=80 SDCM=3 L70(6K)=70000h

C.I.E.	50 83 98 100 100	D DIN 5040	A30
F UTE	1.00 E	B NBN	BZ 4

Width at 50.00 % of Max Intensity

H[m]	1.00	2.00	3.00	4.00	5.00	H[m]	1.00	2.00	3.00	4.00	5.00
OA	1.40	2.79	4.19	5.59	6.98	OC	1.40	2.79	4.19	5.59	6.98
OB	1.40	2.79	4.19	5.59	6.98	OD	1.40	2.79	4.19	5.59	6.98

	Luminous Intensities [ cd/klm ]									
	0	5	15	25	35	45	55	65	75	85
OA	2336.86	2326.52	2244.13	2080.85	1840.87	1523.09	1144.33	729.68	312.82	18.74
OB	2336.86	2326.52	2244.13	2080.85	1840.87	1523.09	1144.33	729.68	312.82	18.74
OC	2336.86	2326.52	2244.13	2080.85	1840.87	1523.09	1144.33	729.68	312.82	18.74
OD	2336.86	2326.52	2244.13	2080.85	1840.87	1523.09	1144.33	729.68	312.82	18.74



H[m]	D[m]	Max lux	Med lux	Alpha=54.4°+54.4°	G=0.0
1.00	2.79	2337	618		
2.00	5.59	584	154		
3.00	8.38	260	69		
4.00	11.18	146	39		
5.00	13.97	93	25		