

Luminaire

Code A010800
Name TOLOMEO MICRO PINZA HALO: alluminio

Measurement

Code FTS152003-A
Name TOLOMEO MICRO PINZA HALO: alluminio

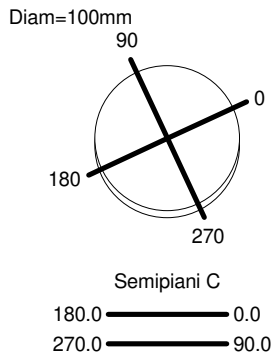
Luminaire Flux	267 lm	Luminaire Power	5.0 W	Efficacy	53.328 lm/W	Efficiency	56.73%
Source Flux	470 lm	Maximum value	210.77 cd/klm	Position	C=45.00 G=10.00	CG	Asymmetrical
Round Luminaire		Diam.	100 mm	Height	80 mm		
Round Luminous Area		Diam.	99 mm	Height	0 mm		
Horizontal Luminous Area			0.007698 m ²	Emitting area on Plane 180°			0.000000 m ²
Emitting area on Plane 0°			0.000000 m ²	Emitting area on Plane 270°			0.000000 m ²
Emitting area on Plane 90°			0.000000 m ²	Glare area at 76°			0.001862 m ²
Coordinate system		CG		Symmetry Type		Asymmetrical	
Date		21-12-2021		Maximum Gamma Angle		180	
Measurement Distance		0.00		Measurement Flux		470 lm	

Lamping=LED 1x5W (E14) CCT=2700K CRI=80

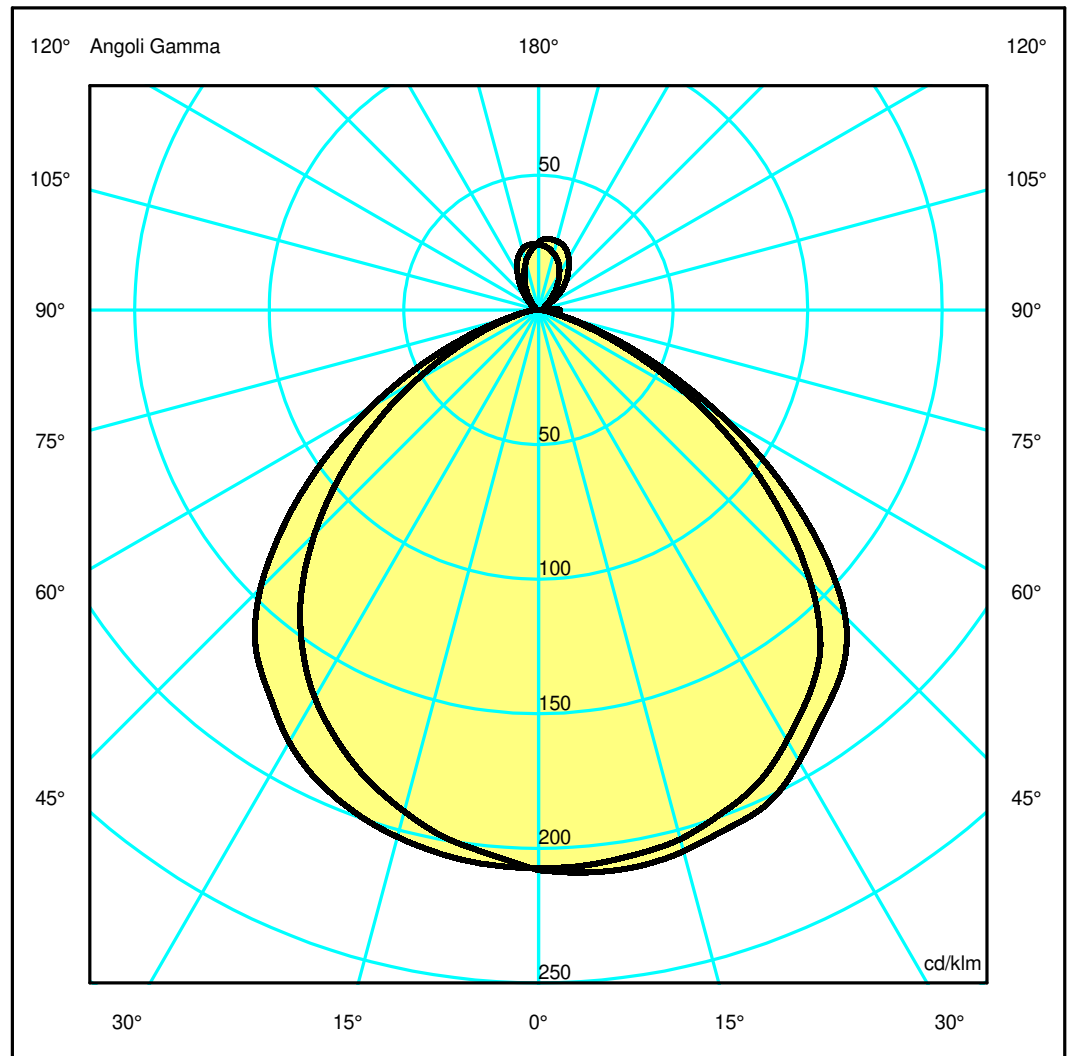
C.I.E. 55 88 98 93 57
F UTE 0.52 D + 0.04 T

D DIN 5040
B NBN

A41
BZ 4 / 0.8 / BZ 3



ULOR 4.24 %
DLOR 52.50 %
RN 7.47 %



Luminaire

Code A010800
Name TOLOMEO MICRO PINZA HALO: alluminio

Measurment.

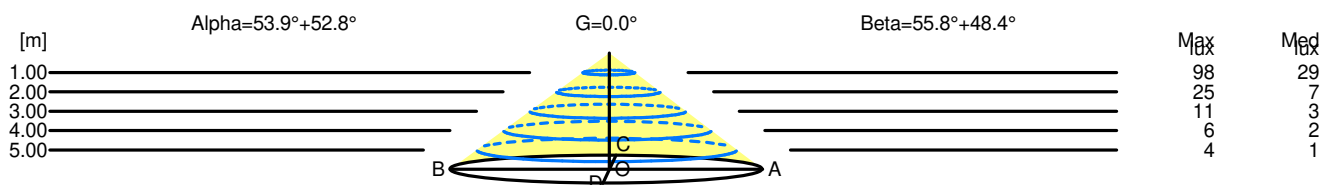
Code FTS152003-A
Name TOLOMEO MICRO PINZA HALO: alluminio

Luminaire Flux	267 lm	Luminaire Power	5.0 W	Efficacy	53.328 lm/W	Efficiency	56.73%
Source Flux	470 lm	Maximum value	210.77 cd/klm	Position	C=45.00 G=10.00	CG	Asymmetrical
Round Luminaire		Diam.	100 mm	Height	80 mm		
Round Luminous Area		Diam.	99 mm	Height	0 mm		
Horizontal Luminous Area			0.007698 m2	Emitting area on Plane 180°			0.000000 m2
Emitting area on Plane 0°			0.000000 m2	Emitting area on Plane 270°			0.000000 m2
Emitting area on Plane 90°			0.000000 m2	Glare area at 76°			0.001862 m2
Coordinate system		CG		Symmetry Type			Asymmetrical
Date		21-12-2021		Maximum Gamma Angle			180
Measurement Distance		0.00		Measurement Flux			470 lm
Lamping=LED 1x5W (E14) CCT=2700K CRI=80							
C.I.E.	55 88 98 93 57			D DIN 5040	A41		
F UTE	0.52 D + 0.04 T			B NBN	BZ 4 / 0.8 / BZ 3		

Width at 50.00 % of Max Intensity

H[m]	1.00	2.00	3.00	4.00	5.00	H[m]	1.00	2.00	3.00	4.00	5.00
OA	1.32	2.64	3.95	5.27	6.59	OC	1.47	2.94	4.41	5.88	7.34
OB	1.37	2.74	4.11	5.48	6.84	OD	1.13	2.25	3.38	4.50	5.63

	Luminous Intensities [cd/klm]									
	0	5	15	25	35	45	55	65	75	85
OA	97.46	97.27	95.62	90.98	82.20	67.10	43.32	19.49	4.50	0.95
OB	97.46	97.24	95.24	90.85	81.98	68.67	45.98	22.50	6.40	1.46
OC	97.81	98.57	97.81	94.97	86.45	75.75	50.83	23.53	5.64	1.03
OD	97.81	95.45	90.63	83.04	71.95	55.33	35.02	16.21	4.88	1.35



H[m]	D[m]	Max lux	Med lux	Alpha=53.9°+52.8°	G=0.0
1.00	2.69	98	29		
2.00	5.37	25	7		
3.00	8.06	11	3		
4.00	10.75	6	2		
5.00	13.43	4	1		

H[m]	D[m]	Max lux	Med lux	Beta=48.4°+55.8°	G=0.0
1.00	2.59	98	29		
2.00	5.19	25	7		
3.00	7.78	11	3		
4.00	10.38	6	2		
5.00	12.97	4	1		