

Luminaire

Code 0778030A+0780020A
 Name TOLOMEO MEGA BODY BLACK/DIMM + TOLOMEO MEGA DIFF.PERG.360

Measurem.

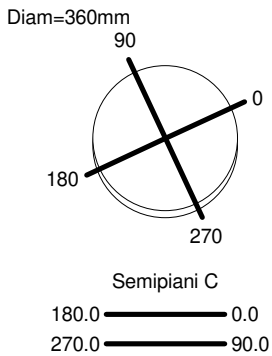
Code FTS001995-A
 Name TOLOMEO MEGA BODY BLACK/DIMM + TOLOMEO MEGA DIFF.PERG.360

Luminaire Flux	2067 lm	Luminaire Power	21.0 W	Efficacy	98.449 lm/W	Efficiency	84.32%
Source Flux	2452 lm	Maximum value	161.33 cd/klm	Position	C=45.00 G=35.00	CG	Double Symmetrical
Round Luminaire		Diam.	360 mm	Height	255 mm		
Round Luminous Area		Diam.	360 mm	Height	255 mm		
Horizontal Luminous Area		0.101788 m ²		Emitting area on Plane 180°		0.091800 m ²	
Emitting area on Plane 0°		0.091800 m ²		Emitting area on Plane 270°		0.091800 m ²	
Emitting area on Plane 90°		0.091800 m ²		Glare area at 76°		0.113698 m ²	
Coordinate system		CG		Symmetry Type		Double Symmetrical	
Date		22-12-2021		Maximum Gamma Angle		180	
Measurement Distance		0.00		Measurement Flux		2452 lm	

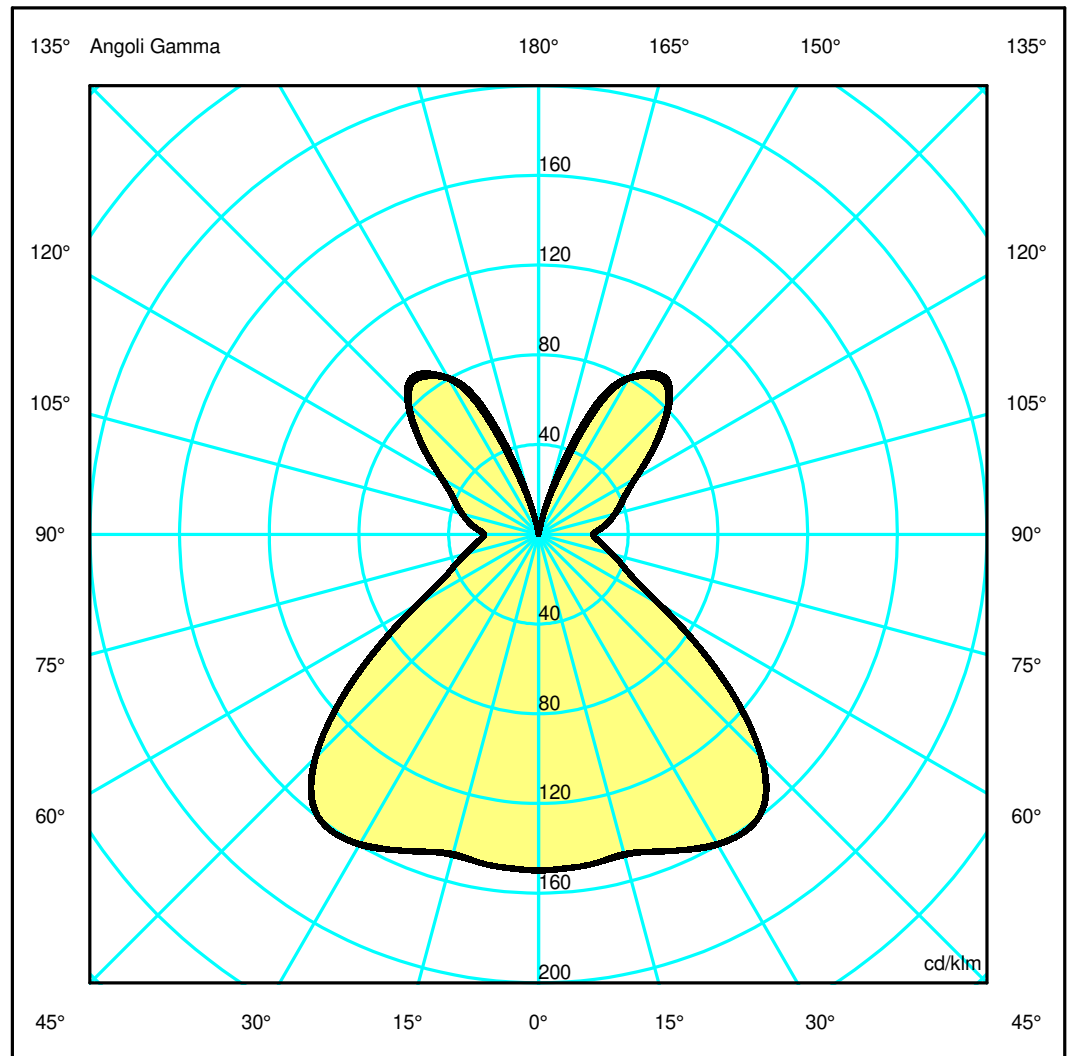
Lamping=LED DIM 1x21W (E27) CCT=2700K CRI=80

C.I.E. 46 78 92 63 84
 F UTE 0.53 E + 0.32 T

D DIN 5040 B31
 B NBN BZ 5



ULOR 31.61 %
 DLOR 52.71 %
 RN 37.49 %



Luminaire

Code 0778030A+0780020A
 Name TOLOMEO MEGA BODY BLACK/DIMM + TOLOMEO MEGA DIFF.PERG.360

Measurement

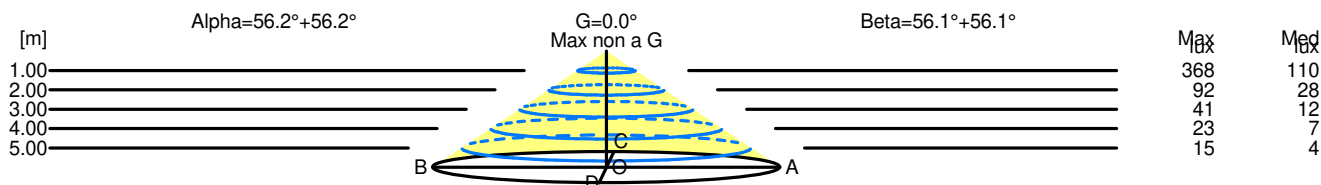
Code FTS001995-A
 Name TOLOMEO MEGA BODY BLACK/DIMM + TOLOMEO MEGA DIFF.PERG.360

Luminaire Flux	2067 lm	Luminaire Power	21.0 W	Efficacy	98.449 lm/W	Efficiency	84.32%
Source Flux	2452 lm	Maximum value	161.33 cd/klm	Position	C=45.00 G=35.00	CG	Double Symmetrical
Round Luminaire		Diam.	360 mm	Height	255 mm		
Round Luminous Area		Diam.	360 mm	Height	255 mm		
Horizontal Luminous Area			0.101788 m2	Emitting area on Plane 180°			0.091800 m2
Emitting area on Plane 0°			0.091800 m2	Emitting area on Plane 270°			0.091800 m2
Emitting area on Plane 90°			0.091800 m2	Glare area at 76°			0.113698 m2
Coordinate system		CG		Symmetry Type			Double Symmetrical
Date		22-12-2021		Maximum Gamma Angle			180
Measurement Distance		0.00		Measurement Flux			2452 lm
Lamping=LED DIM 1x21W (E27) CCT=2700K CRI=80							
C.I.E.	46 78 92 63 84			D DIN 5040	B31		
F UTE	0.53 E + 0.32 T			B NBN	BZ 5		

Width at 50.00 % of Max Intensity

H[m]	1.00	2.00	3.00	4.00	5.00	H[m]	1.00	2.00	3.00	4.00	5.00
OA	1.49	2.99	4.48	5.98	7.47	OC	1.49	2.98	4.47	5.96	7.45
OB	1.49	2.99	4.48	5.98	7.47	OD	1.49	2.98	4.47	5.96	7.45

	Luminous Intensities [cd/klm]									
	0	5	15	25	35	45	55	65	75	85
OA	367.58	366.10	361.50	380.32	395.57	344.34	213.86	115.08	83.09	64.27
OB	367.58	366.10	361.50	380.32	395.57	344.34	213.86	115.08	83.09	64.27
OC	367.58	366.40	362.83	380.68	395.25	345.29	212.49	115.24	82.68	63.80
OD	367.58	366.40	362.83	380.68	395.25	345.29	212.49	115.24	82.68	63.80



H[m]	D[m]	Max lux	Med lux	Alpha=56.2°+56.2°	G=0.0 Max non a G
1.00	2.99	368	110		
2.00	5.98	92	28		
3.00	8.97	41	12		
4.00	11.95	23	7		
5.00	14.94	15	4		

H[m]	D[m]	Max lux	Med lux	Beta=56.1°+56.1°	G=0.0 Max non a G
1.00	2.98	368	110		
2.00	5.96	92	28		
3.00	8.94	41	12		
4.00	11.91	23	7		
5.00	14.89	15	4		