

## Luminaire

Code 1917020A  
Name Talo 120 LED parete 3000K silver

## Measurement

Code FTS1503310-B  
Name Talo 120 LED parete 3000K silver

Luminaire Flux	6020 lm	Luminaire Power	51.0 W	Efficacy	118.047 lm/W	Efficiency	100.00%
Source Flux	6020 lm	Maximum value	200.91 cd/klm	Position	C=0.00 G=180.00	CG	Double Symmetrical
Rectangular Luminaire		Length	1200 mm	Width	100 mm	Height	40 mm
Rectangular Luminous Area		Length	1170 mm	Width	37 mm	Height	0 mm
Horizontal Luminous Area		0.043290 m <sup>2</sup>		Emitting area on Plane 180°		0.000000 m <sup>2</sup>	
Emitting area on Plane 0°		0.000000 m <sup>2</sup>		Emitting area on Plane 270°		0.000000 m <sup>2</sup>	
Emitting area on Plane 90°		0.000000 m <sup>2</sup>		Glare area at 76°		0.010473 m <sup>2</sup>	
Coordinate system		CG		Symmetry Type		Double Symmetrical	
Date		04-05-2022		Maximum Gamma Angle		180	
Measurement Distance		0.00		Measurement Flux		6020 lm	

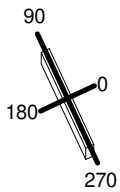
LED Flux=7539lm LED Power=43W Eff=80% EfcLed=177lm/W EfcLum=118lm/W CCT=3000K Ra=80 SDCM=3 L70(6K)=60000h

C.I.E. 47 79 96 52 100  
F UTE 0.52 E + 0.48 T

D DIN 5040  
B NBN

C31  
BZ 5 / 0.8 / BZ 4

1200mm x 100mm



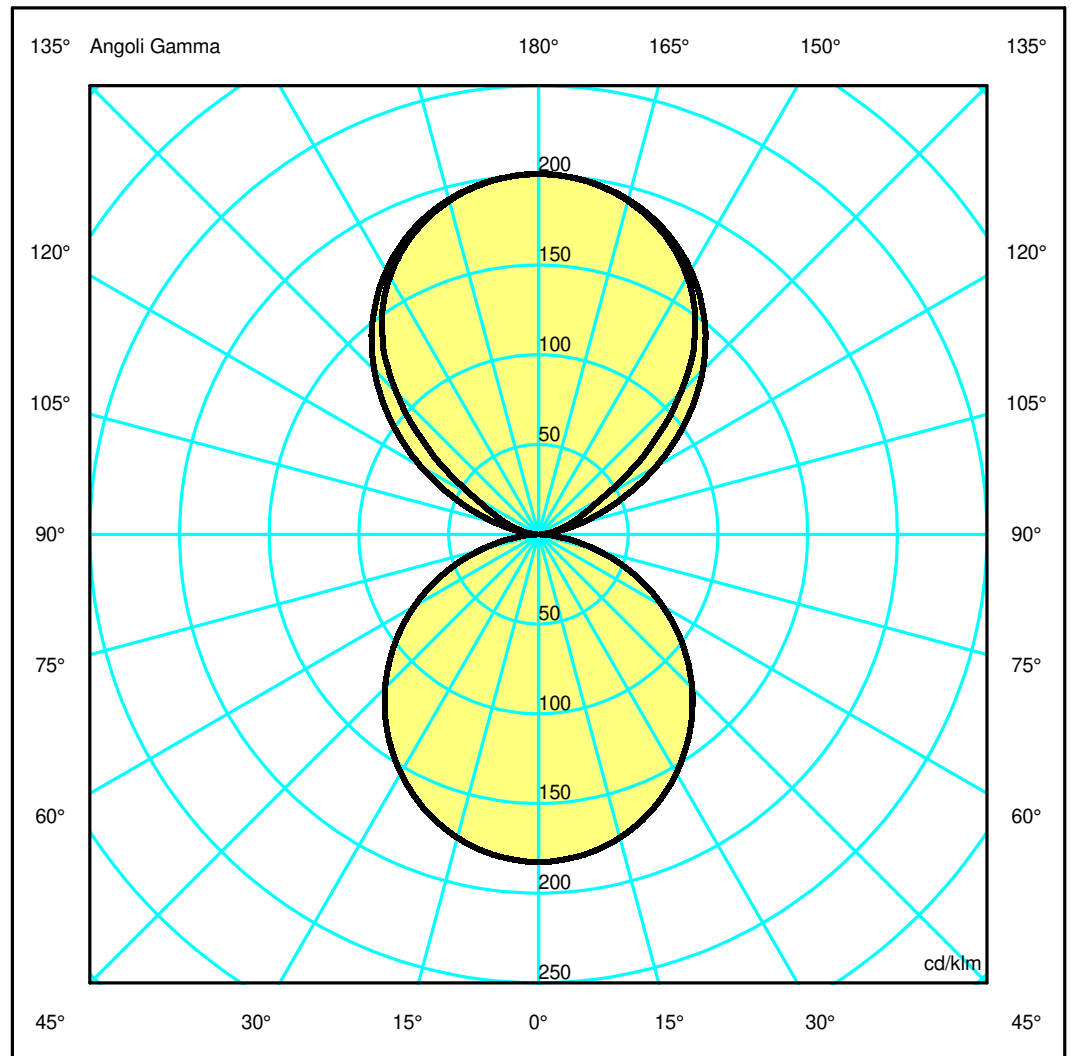
Semipiani C

180.0 ——— 0.0  
270.0 ——— 90.0

ULOR 48.27 %

DLOR 51.73 %

RN 48.27 %



## Luminaire

Code 1917020A  
Name Talo 120 LED parete 3000K silver

## Measurerm.

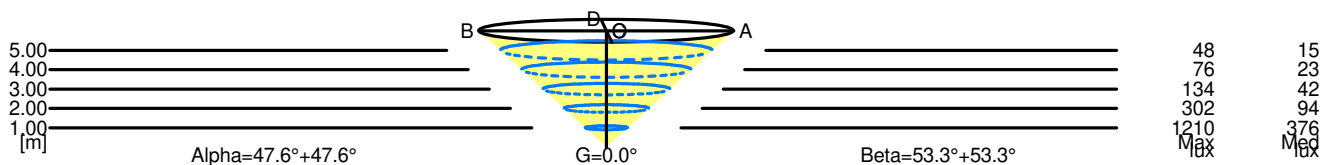
Code FTS1503310-B  
Name Talo 120 LED parete 3000K silver

Luminaire Flux	6020 lm	Luminaire Power	51.0 W	Efficacy	118.047 lm/W	Efficiency	100.00%
Source Flux	6020 lm	Maximum value	200.91 cd/klm	Position	C=0.00 G=180.00	CG	Double Symmetrical
Rectangular Luminaire		Length	1200 mm	Width	100 mm	Height	40 mm
Rectangular Luminous Area		Length	1170 mm	Width	37 mm	Height	0 mm
Horizontal Luminous Area		0.043290 m2		Emitting area on Plane 180°		0.000000 m2	
Emitting area on Plane 0°		0.000000 m2		Emitting area on Plane 270°		0.000000 m2	
Emitting area on Plane 90°		0.000000 m2		Glare area at 76°		0.010473 m2	
Coordinate system		CG		Symmetry Type		Double Symmetrical	
Date		04-05-2022		Maximum Gamma Angle		180	
Measurement Distance		0.00		Measurement Flux		6020 lm	
LED Flux=7539lm LED Power=43W Eff=80% EfcLed=177lm/W EfcLum=118lm/W CCT=3000K Ra=80 SDCM=3 L70(6K)=60000h							
C.I.E.	47 79 96 52 100			D DIN 5040	C31		
F UTE	0.52 E + 0.48 T			B NBN	BZ 5 / 0.8 / BZ 4		

### Width at 50.00 % of Max Intensity

H[m]	1.00	2.00	3.00	4.00	5.00	H[m]	1.00	2.00	3.00	4.00	5.00
OA	1.10	2.19	3.29	4.38	5.48	OC	1.34	2.69	4.03	5.37	6.72
OB	1.10	2.19	3.29	4.38	5.48	OD	1.34	2.69	4.03	5.37	6.72

	Luminous Intensities [ cd/klm ]									
	0	5	15	25	35	45	55	65	75	85
OA	1209.56	1202.93	1158.38	1064.48	914.50	675.36	388.58	174.21	81.20	11.37
OB	1209.56	1202.93	1158.38	1064.48	914.50	675.36	388.58	174.21	81.20	11.37
OC	1209.56	1203.42	1163.28	1079.66	951.28	779.35	568.00	343.73	149.86	26.59
OD	1209.56	1203.42	1163.28	1079.66	951.28	779.35	568.00	343.73	149.86	26.59



5.00	10.96	48	15	
4.00	8.77	76	23	
3.00	6.58	134	42	
2.00	4.38	302	94	
1.00	2.19	1210	376	
H[m]	D[m]	Max lux	Med lux	Alpha=47.6°+47.6°
				G=0.0

5.00	13.44	48	15	
4.00	10.75	76	23	
3.00	8.06	134	42	
2.00	5.37	302	94	
1.00	2.69	1210	376	
H[m]	D[m]	Max lux	Med lux	Beta=53.3°+53.3°
				G=0.0