

## Luminaire

Code T4061ELPTW00  
Name EGO 55S DL Elliptic 3000K ALL

## Measurement

Code FTS1500974  
Name EGO 55S DL Elliptic 3000K ALL

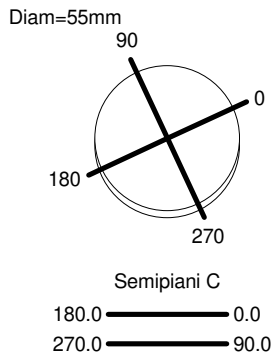
Luminaire Flux	77 lm	Luminaire Power	1.5 W	Efficacy	51.667 lm/W	Efficiency	100.00%
Source Flux	77 lm	Maximum value	4943.38 cd/klm	Position	C=90.00 G=2.00	CG	Double Symmetrical
Round Luminaire		Diam.	55 mm	Height	100 mm		
Round Luminous Area		Diam.	15 mm	Height	0 mm		
Horizontal Luminous Area			0.000177 m2	Emitting area on Plane 180°			0.000000 m2
Emitting area on Plane 0°			0.000000 m2	Emitting area on Plane 270°			0.000000 m2
Emitting area on Plane 90°			0.000000 m2	Glare area at 76°			0.000043 m2
Coordinate system		CG		Symmetry Type		Double Symmetrical	
Date		19-02-2021		Maximum Gamma Angle		180	
Measurement Distance		0.00		Measurement Flux		77 lm	

LED Flux=104lm LED Power=1,2W Eff=75% EfcLed=87lm/W EfcLum=52lm/W CCT=3000K Ra=80 SDCM=4 L70(6K)=39300

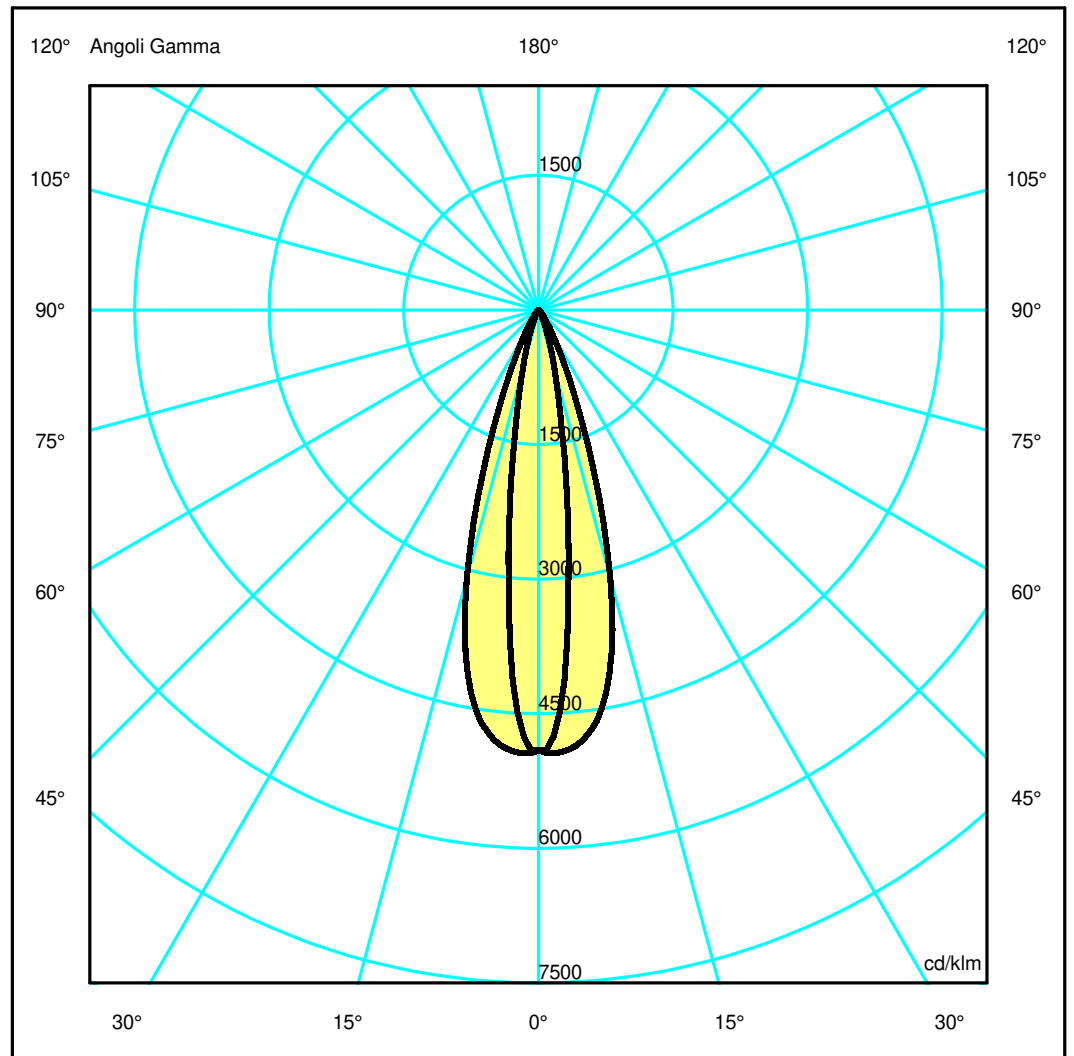
C.I.E. 97 99 100 100 100  
F UTE --

D DIN 5040  
B NBN

A60  
BZ 1



ULOR 0.00 %  
DLOR100.00 %  
RN 0.00 %



## Luminaire

Code T4061ELPTW00  
Name EGO 55S DL Elliptic 3000K ALL

## Measurment

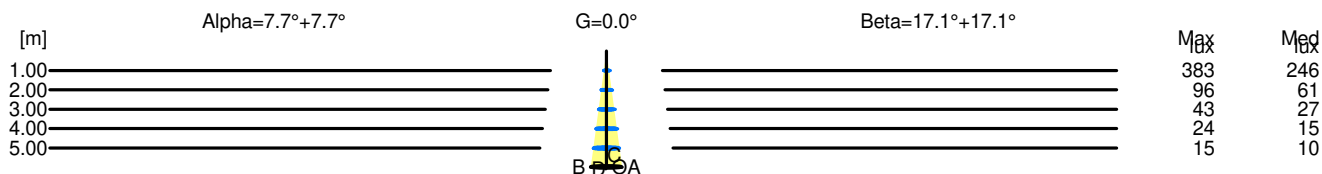
Code FTS1500974  
Name EGO 55S DL Elliptic 3000K ALL

Luminaire Flux	77 lm	Luminaire Power	1.5 W	Efficacy	51.667 lm/W	Efficiency	100.00%
Source Flux	77 lm	Maximum value	4943.38 cd/klm	Position	C=90.00 G=2.00	CG	Double Symmetrical
Round Luminaire		Diam.	55 mm	Height	100 mm		
Round Luminous Area		Diam.	15 mm	Height	0 mm		
Horizontal Luminous Area		0.000177 m <sup>2</sup>		Emitting area on Plane 180°		0.000000 m <sup>2</sup>	
Emitting area on Plane 0°		0.000000 m <sup>2</sup>		Emitting area on Plane 270°		0.000000 m <sup>2</sup>	
Emitting area on Plane 90°		0.000000 m <sup>2</sup>		Glare area at 76°		0.000043 m <sup>2</sup>	
Coordinate system		CG		Symmetry Type		Double Symmetrical	
Date		19-02-2021		Maximum Gamma Angle		180	
Measurement Distance		0.00		Measurement Flux		77 lm	
LED Flux=104lm LED Power=1,2W Eff=75% EfcLed=87lm/W EfcLum=52lm/W CCT=3000K Ra=80 SDCM=4 L70(6K)=39300							
C.I.E.	97 99 100 100 100			D DIN 5040	A60		
F UTE	--			B NBN	BZ 1		

### Width at 50.00 % of Max Intensity

H[m]	1.00	2.00	3.00	4.00	5.00	H[m]	1.00	2.00	3.00	4.00	5.00
OA	0.14	0.27	0.41	0.54	0.68	OC	0.31	0.61	0.92	1.23	1.54
OB	0.14	0.27	0.41	0.54	0.68	OD	0.31	0.61	0.92	1.23	1.54

	Luminous Intensities [ cd/klm ]									
	0	5	15	25	35	45	55	65	75	85
OA	380.47	284.19	52.89	8.69	1.62	0.59	0.53	0.00	0.06	0.00
OB	380.47	284.19	52.89	8.69	1.62	0.59	0.53	0.00	0.06	0.00
OC	380.47	377.37	238.92	55.59	10.71	2.60	1.23	0.11	0.14	0.15
OD	380.47	377.37	238.92	55.59	10.71	2.60	1.23	0.11	0.14	0.15



H[m]	D[m]	Max lux	Med lux	Alpha=7.7°+7.7°	G=0.0
1.00	0.27	383	246		
2.00	0.54	96	61		
3.00	0.81	43	27		
4.00	1.09	24	15		
5.00	1.36	15	10		

H[m]	D[m]	Max lux	Med lux	Beta=17.1°+17.1°	G=0.0
1.00	0.61	383	246		
2.00	1.23	96	61		
3.00	1.84	43	27		
4.00	2.46	24	15		
5.00	3.07	15	10		