

Luminaire

Code A246300
Name Nur mini LED sospensione - opal diffuser 2700K grigio

Measurement

Code FTS1400146
Name Nur mini LED sospensione - opal diffuser 2700K grigio

Luminaire Flux	1501 lm	Luminaire Power	30.0 W	Efficacy	50.034 lm/W	Efficiency	100.00%
Source Flux	1501 lm	Maximum value	351.59 cd/klm	Position	C=0.00 G=0.00	CG	Rotosymmetrical
Round Luminaire		Diam.	365 mm	Height	270 mm		
Round Luminous Area		Diam.	352 mm	Height	0 mm		
Horizontal Luminous Area			0.097314 m ²	Emitting area on Plane 180°			0.000000 m ²
Emitting area on Plane 0°			0.000000 m ²	Emitting area on Plane 270°			0.000000 m ²
Emitting area on Plane 90°			0.000000 m ²	Glare area at 76°			0.023542 m ²
Coordinate system		CG		Symmetry Type			Rotosymmetrical
Date		04-02-2014		Maximum Gamma Angle			180
Measurement Distance		0.00		Measurement Flux			1501 lm

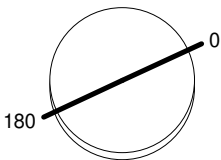
LED Flux=2624,46lm LED Power=25W Eff=57% EfcLed=105lm/W EfcLum=50lm/W Ra=90 SDCM=2 L70(6K)=36300h

C.I.E. 50 84 98 99 100
F UTE 0.99 D + 0.01 T

D DIN 5040
B NBN

A31
BZ 4

Diam=365mm



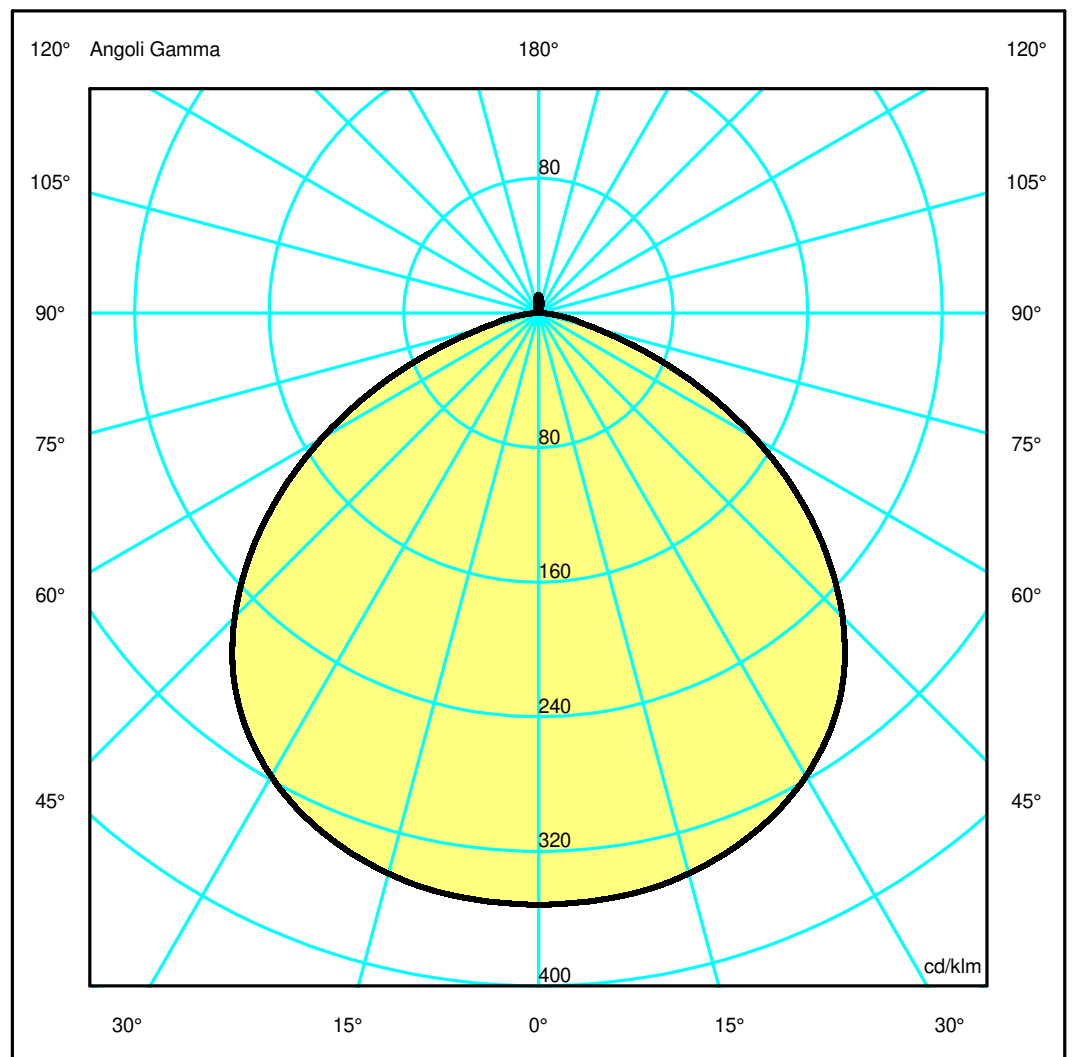
Semipiani C

180.0 ——— 0.0

ULOR 0.87 %

DLOR 99.13 %

RN 0.87 %



Luminaire

Code A246300
Name Nur mini LED sospensione - opal diffuser 2700K grigio

Measurerm.

Code FTS1400146
Name Nur mini LED sospensione - opal diffuser 2700K grigio

Luminaire Flux	1501 lm	Luminaire Power	30.0 W	Efficacy	50.034 lm/W	Efficiency	100.00%
Source Flux	1501 lm	Maximum value	351.59 cd/klm	Position	C=0.00 G=0.00	CG	Rotosymmetrical
Round Luminaire		Diam.	365 mm	Height	270 mm		
Round Luminous Area		Diam.	352 mm	Height	0 mm		
Horizontal Luminous Area		0.097314 m2		Emitting area on Plane 180°		0.000000 m2	
Emitting area on Plane 0°		0.000000 m2		Emitting area on Plane 270°		0.000000 m2	
Emitting area on Plane 90°		0.000000 m2		Glare area at 76°		0.023542 m2	
Coordinate system		CG		Symmetry Type		Rotosymmetrical	
Date		04-02-2014		Maximum Gamma Angle		180	
Measurement Distance		0.00		Measurement Flux		1501 lm	

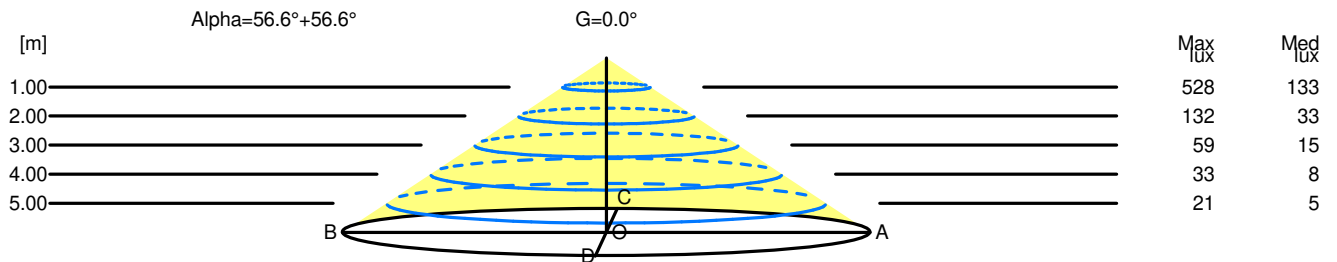
LED Flux=2624,46lm LED Power=25W Eff=57% EfcLed=105lm/W EfcLum=50lm/W Ra=90 SDCM=2 L70(6K)=36300h

C.I.E.	50 84 98 99 100	D DIN 5040	A31
F UTE	0.99 D + 0.01 T	B NBN	BZ 4

Width at 50.00 % of Max Intensity

H[m]	1.00	2.00	3.00	4.00	5.00	H[m]	1.00	2.00	3.00	4.00	5.00
OA	1.51	3.03	4.54	6.06	7.57	OC	1.51	3.03	4.54	6.06	7.57
OB	1.51	3.03	4.54	6.06	7.57	OD	1.51	3.03	4.54	6.06	7.57

	Luminous Intensities [cd/klm]									
	0	5	15	25	35	45	55	65	75	85
OA	527.75	526.78	517.75	494.88	453.93	383.47	281.64	161.88	52.18	11.27
OB	527.75	526.78	517.75	494.88	453.93	383.47	281.64	161.88	52.18	11.27
OC	527.75	526.78	517.75	494.88	453.93	383.47	281.64	161.88	52.18	11.27
OD	527.75	526.78	517.75	494.88	453.93	383.47	281.64	161.88	52.18	11.27



H[m]	D[m]	Max lux	Med lux	Alpha=56.6°+56.6°	G=0.0
1.00	3.03	528	133		
2.00	6.06	132	33		
3.00	9.08	59	15		
4.00	12.11	33	8		
5.00	15.14	21	5		