

Luminaire

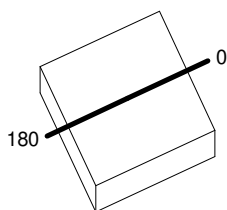
Code T4086WFLW00
Name EGO 220R DL Wide flood 3000K ACC

Measurum.

Code FTS1501120-A
Name EGO 220R DL Wide flood 3000K ACC

Luminaire Flux	1272 lm	Luminaire Power	16.0 W	Efficacy	79.501 lm/W	Efficiency	100.00%
Source Flux	1272 lm	Maximum value	2022.21 cd/klm	Position	C=0.00 G=0.00	CG	Rotosymmetrical
Rectangular Luminaire		Length	220 mm	Width	220 mm	Height	117 mm
Rectangular Luminous Area		Length	115 mm	Width	115 mm	Height	0 mm
Horizontal Luminous Area		0.013225 m2		Emitting area on Plane 180°		0.000000 m2	
Emitting area on Plane 0°		0.000000 m2		Emitting area on Plane 270°		0.000000 m2	
Emitting area on Plane 90°		0.000000 m2		Glare area at 76°		0.003199 m2	
Coordinate system		CG		Symmetry Type		Rotosymmetrical	
Date		06-02-2023		Maximum Gamma Angle		180	
Measurement Distance		0.00		Measurement Flux		1272 lm	
LED Flux=1827lm LED Power=14W Eff=70% EfcLed=131lm/W EfcLum=80lm/W CCT=3000K Ra=80 SDCM=3 L70(6K)=272160h							
C.I.E.	91 98 100 100 100			D DIN 5040	A60		
F UTE	1.00 A			B NBN	BZ 1		

220mm x 220mm



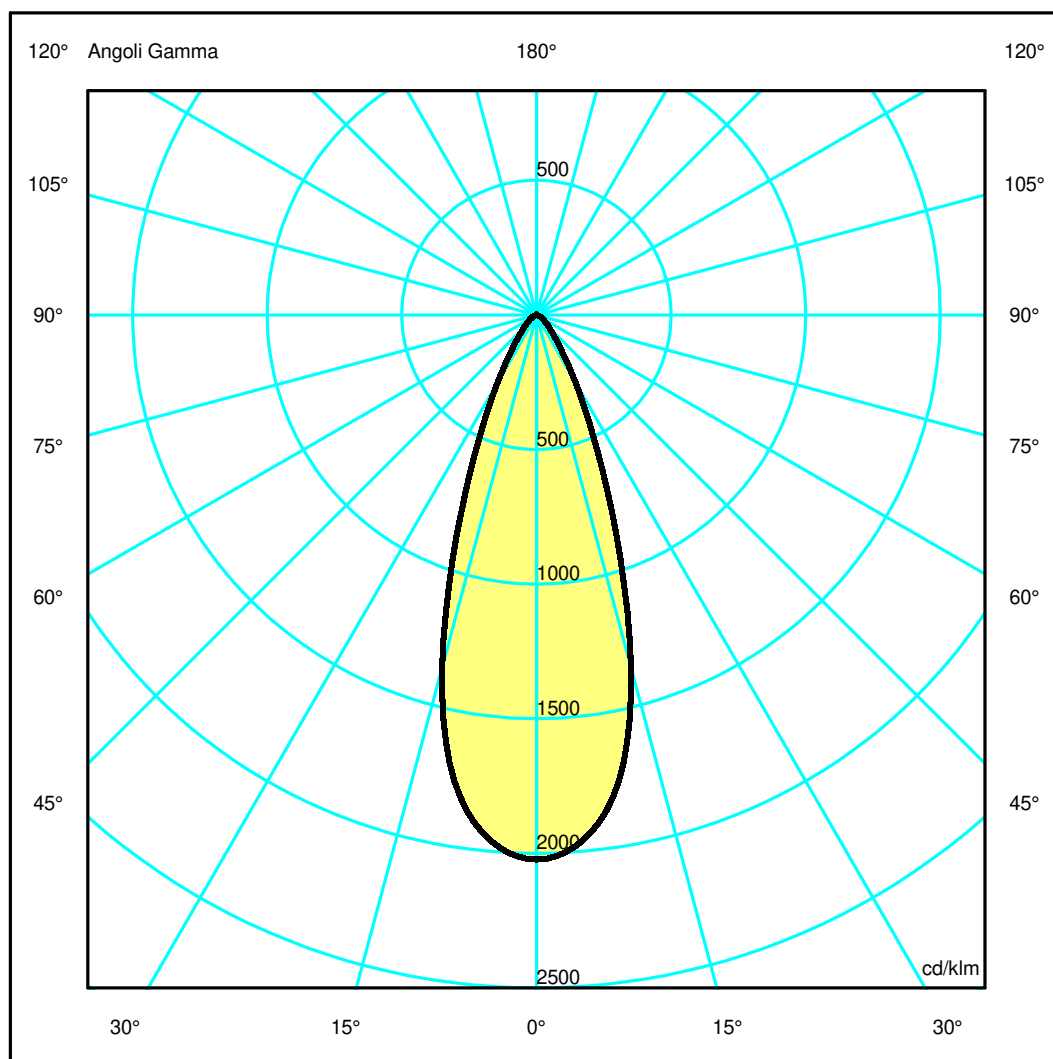
Semipiani C

180.0 ——— 0.0

ULOR 0.37 %

DLOR 99.63 %

RN 0.37 %



Luminaire

Code T4086WFLW00
Name EGO 220R DL Wide flood 3000K ACC

Measurum.

Code FTS1501120-A
Name EGO 220R DL Wide flood 3000K ACC

Luminaire Flux	1272 lm	Luminaire Power	16.0 W	Efficacy	79.501 lm/W	Efficiency	100.00%
Source Flux	1272 lm	Maximum value	2022.21 cd/klm	Position	C=0.00 G=0.00	CG	Rotosymmetrical
Rectangular Luminaire		Length	220 mm	Width	220 mm	Height	117 mm
Rectangular Luminous Area		Length	115 mm	Width	115 mm	Height	0 mm
Horizontal Luminous Area		0.013225 m2		Emitting area on Plane 180°		0.000000 m2	
Emitting area on Plane 0°		0.000000 m2		Emitting area on Plane 270°		0.000000 m2	
Emitting area on Plane 90°		0.000000 m2		Glare area at 76°		0.003199 m2	
Coordinate system		CG		Symmetry Type		Rotosymmetrical	
Date		06-02-2023		Maximum Gamma Angle		180	
Measurement Distance		0.00		Measurement Flux		1272 lm	

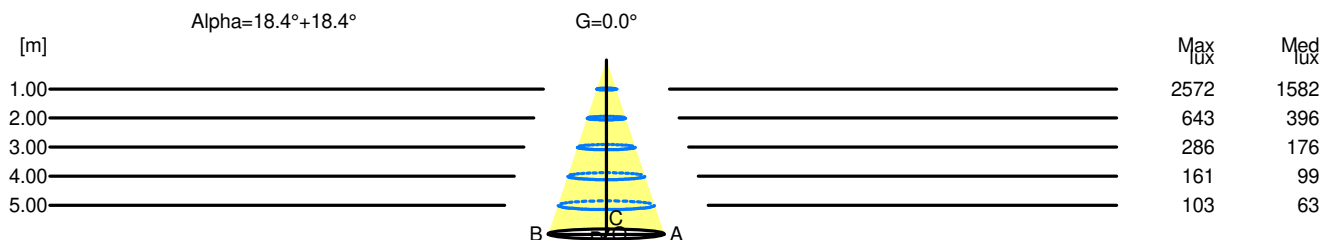
LED Flux=1827lm LED Power=14W Eff=70% EfcLed=131lm/W EfcLum=80lm/W CCT=3000K Ra=80 SDCM=3 L70(6K)=272160h

C.I.E.	91 98 100 100 100	D DIN 5040	A60
F UTE	1.00 A	B NBN	BZ 1

Width at 50.00 % of Max Intensity

H[m]	1.00	2.00	3.00	4.00	5.00	H[m]	1.00	2.00	3.00	4.00	5.00
OA	0.33	0.67	1.00	1.33	1.67	OC	0.33	0.67	1.00	1.33	1.67
OB	0.33	0.67	1.00	1.33	1.67	OD	0.33	0.67	1.00	1.33	1.67

	Luminous Intensities [cd/klm]									
	0	5	15	25	35	45	55	65	75	85
OA	2572.27	2493.16	1721.65	637.96	211.29	85.64	41.44	19.64	6.98	0.76
OB	2572.27	2493.16	1721.65	637.96	211.29	85.64	41.44	19.64	6.98	0.76
OC	2572.27	2493.16	1721.65	637.96	211.29	85.64	41.44	19.64	6.98	0.76
OD	2572.27	2493.16	1721.65	637.96	211.29	85.64	41.44	19.64	6.98	0.76



H[m]	D[m]	Max lux	Med lux	Alpha=18.4°+18.4°	G=0.0
1.00	0.67	2572	1582		
2.00	1.33	643	396		
3.00	2.00	286	176		
4.00	2.67	161	99		
5.00	3.33	103	63		