

## Luminaire

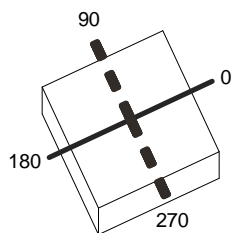
Code T4211NLW00  
 Name EFFETTO ROUND 1 FASCIO STRETTO + 1 FASCIO LARGO 9W 3000K grigio bianco

## Measur.

Code FTS0000849  
 Name EFFETTO ROUND 1 FASCIO STRETTO + 1 FASCIO LARGO 9W 3000K grigio bianco

Efficiency	100.00%	Coordinate system	CG	Total Flux	16.01 lm	
Maximum value	8785.76 cd/klm	Position	C=265.00 G=166.00	Asymmetrical		
Rectangular Luminaire Rectangular Luminous Area	Length Length	160 mm 50 mm	Width Width	160 mm 50 mm	Height Height	160 mm 0 mm
Horizontal Luminous Area Emitting area on Plane 0° Emitting area on Plane 90°	0.002500 m2 0.000000 m2 0.000000 m2		Emitting area on Plane 180° Emitting area on Plane 270° Glare area at 76°	0.000000 m2 0.000000 m2 0.000605 m2		
Date Measurement Distance	18-12-2013 0.00		Maximum Gamma Angle Measurement Flux	180 16.01 lm		
<p>Imax=8401 cd/klm - LED Flux=357 lm - LED Power=4.2 W - Eff=45 % - EfcLED=85 lm/W - EfcLum=18 lm/W          Ra=80 Typ - SDCM=4 - Life=L70(14K)&gt;81600 ore</p>						
C.I.E.	95 98 99 59 100		D DIN 5040 B NBN	C61 BZ 1		
F UTE	0.59 A + 0.41 T					

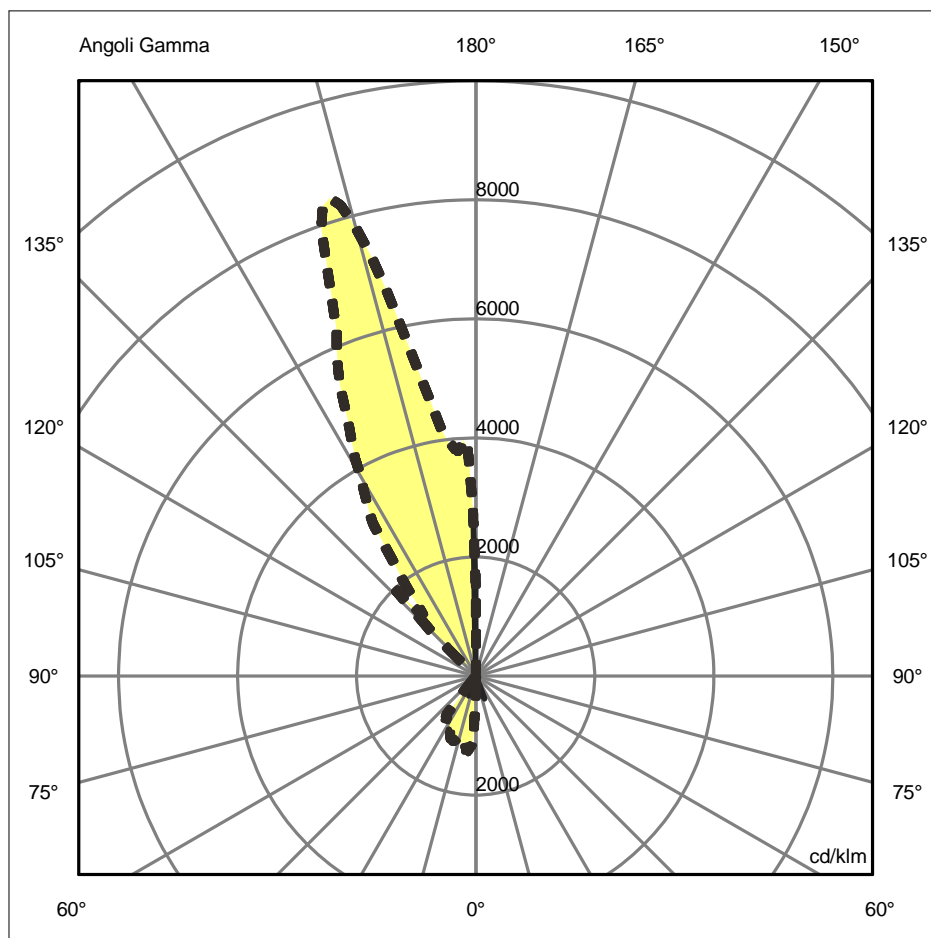
160mm x 160mm



Semipiani C

180.0 ——— 0.0  
 270.0 - - - - - 90.0

ULOR 41.20 %  
 DLOR 58.80 %  
 RN 41.20 %



## Luminaire

Code T4211NLW00  
Name EFFETTO ROUND 1 FASCIO STRETTO + 1 FASCIO LARGO 9W 3000K grigio bianco

## Measur.

Code FTS0000849  
Name EFFETTO ROUND 1 FASCIO STRETTO + 1 FASCIO LARGO 9W 3000K grigio bianco

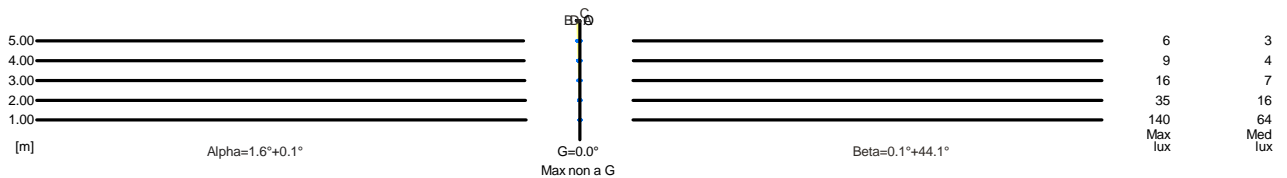
Efficiency	100.00%	Coordinate system	CG	Total Flux	16.01 lm	
Maximum value	8785.76 cd/klm	Position	C=265.00 G=166.00	Asymmetrical		
Rectangular Luminaire	Length	160 mm	Width	160 mm	Height	160 mm
Rectangular Luminous Area	Length	50 mm	Width	50 mm	Height	0 mm
Horizontal Luminous Area	0.002500 m2	Emitting area on Plane 180°		0.000000 m2		
Emitting area on Plane 0°	0.000000 m2	Emitting area on Plane 270°		0.000000 m2		
Emitting area on Plane 90°	0.000000 m2	Glare area at 76°		0.000605 m2		
Date	18-12-2013	Maximum Gamma Angle	180			
Measurement Distance	0.00	Measurement Flux	16.01 lm			
Imax=8401 cd/klm - LED Flux=357 lm - LED Power=4.2 W - Eff=45 % - EfcLED=85 lm/W - EfcLum=18 lm/W Ra=80 Typ - SDCM=4 - Life=L70(14K)>81600 ore						
C.I.E.	95 98 99 59 100	D DIN 5040	C61			
F UTE	0.59 A + 0.41 T	B NBN	BZ 1			

### Width at 50.00 % of Max Intensity

H[m]	1.00	2.00	3.00	4.00	5.00	H[m]	1.00	2.00	3.00	4.00	5.00
OA	0.00	0.00	0.01	0.01	0.01	OC	0.00	0.01	0.01	0.01	0.01
OB	0.03	0.06	0.09	0.11	0.14	OD	0.97	1.94	2.91	3.88	4.85

### Luminous Intensities [ cd/klm]

	0	5	15	25	35	45	55	65	75	85
OA	23.99	0.07	0.10	0.02	0.26	0.00	0.06	0.05	0.00	0.00
OB	23.99	0.00	0.16	0.07	0.16	0.00	0.00	0.00	0.00	0.00
OC	23.99	0.00	0.08	0.00	0.22	0.00	0.55	0.25	0.00	0.12
OD	23.99	60.85	124.99	86.48	42.58	16.83	0.88	0.00	0.00	0.04



5.00	0.15	6	3		
4.00	0.12	9	4		
3.00	0.09	16	7		
2.00	0.06	35	16		
1.00	0.03	140	64		
H[m]	D[m]	Max lux	Med lux	Alpha=1.6°+0.1°	Max non a G G=0.0

5.00	4.86	6	3		
4.00	3.89	9	4		
3.00	2.91	16	7		
2.00	1.94	35	16		
1.00	0.97	140	64		
H[m]	D[m]	Max lux	Med lux	Beta=44.1°+0.1°	Max non a G G=0.0