

Luminaire

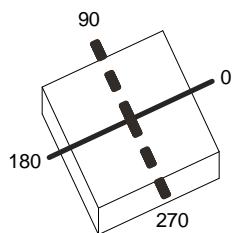
Code T417100W00
Name Tetragono terra 45

Measur.

Code FTS1400229
Name Tetragono terra 45

Efficiency	100.00%	Coordinate system	CG	Total Flux	451.00 lm
Maximum value	466.61 cd/klm	Position	C=1.00 G=38.00	Asymmetrical	
Rectangular Luminaire	Length 130 mm	Width	130 mm	Height	450 mm
Rectangular Luminous Area	Length 130 mm	Width	130 mm	Height	40 mm
Horizontal Luminous Area	0.016900 m2	Emitting area on Plane 180°	0.005200 m2		
Emitting area on Plane 0°	0.005200 m2	Emitting area on Plane 270°	0.005200 m2		
Emitting area on Plane 90°	0.005200 m2	Glare area at 76°	0.009134 m2		
Date	28-03-2014	Maximum Gamma Angle	180		
Measurement Distance	0.00	Measurement Flux	451.00 lm		
3000K - I _{max} =460 cd/klm - LED Flux=1375 lm - LED Power=13 W - Eff=33 % - EfcLED=106 lm/W - EfcLum=30 lm/W Ra=80 min - SDCM=2 - Life=L70(6K)>36.300 ore					
C.I.E.	28 70 93 97 100	D DIN 5040	A11		
F UTE	0.97 I + 0.03 T	B NBN	BZ 7 / 1 / BZ 6 / 4 / BZ 5		

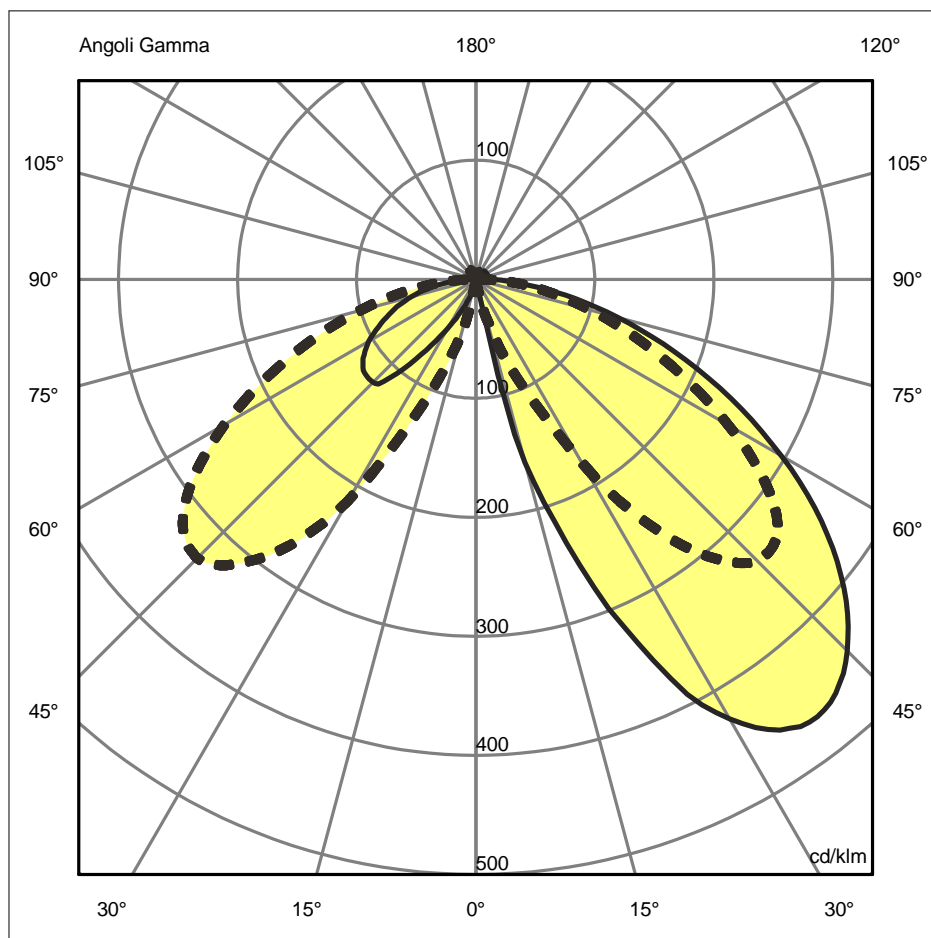
130mm x 130mm



Semipiani C

180.0 ——— 0.0
270.0 - - - - - 90.0

ULOR 3.26 %
DLOR 96.74 %
RN 3.26 %



Luminaire

Code T417100W00
Name Tetragono terra 45

Measur.

Code FTS1400229
Name Tetragono terra 45

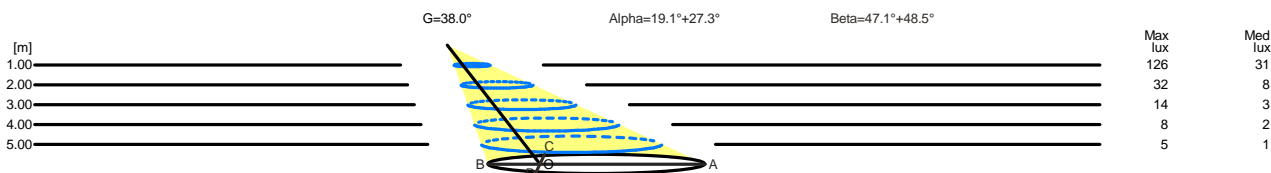
Efficiency	100.00%	Coordinate system	CG	Total Flux	451.00 lm	
Maximum value	466.61 cd/klm	Position	C=1.00 G=38.00	Asymmetrical		
Rectangular Luminaire	Length	130 mm	Width	130 mm	Height	450 mm
Rectangular Luminous Area	Length	130 mm	Width	130 mm	Height	40 mm
Horizontal Luminous Area	0.016900 m2	Emitting area on Plane 180°		0.005200 m2		
Emitting area on Plane 0°	0.005200 m2	Emitting area on Plane 270°		0.005200 m2		
Emitting area on Plane 90°	0.005200 m2	Glare area at 76°		0.009134 m2		
Date	28-03-2014	Maximum Gamma Angle	180			
Measurement Distance	0.00	Measurement Flux	451.00 lm			
3000K - Imax=460 cd/Klm - LED Flux=1375 lm - LED Power=13 W - Effic=33 % - EfcLED=106 lm/W - EfcLum=30 lm/W Ra=80 min - SDCM=2 - Life=L70(6K)>36.300 ore						
C.I.E.	28 70 93 97 100	D DIN 5040	A11			
F UTE	0.97 I + 0.03 T	B NBN	BZ 7 / 1 / BZ 6 / 4 / BZ 5			

Width at 50.00 % of Max Intensity

H[m]	1.00	2.00	3.00	4.00	5.00	H[m]	1.00	2.00	3.00	4.00	5.00
OA	1.39	2.78	4.17	5.56	6.95	OC	1.37	2.73	4.10	5.47	6.84
OB	0.44	0.88	1.31	1.75	2.19	OD	1.43	2.87	4.30	5.74	7.17

Luminous Intensities [cd/klm]

	0	5	15	25	35	45	55	65	75	85
OA	0.00	0.00	71.88	159.21	207.57	199.06	159.88	106.58	55.76	16.35
OB	0.00	0.00	4.48	13.66	32.69	55.08	52.17	39.63	25.08	8.73
OC	0.00	0.00	14.71	49.80	112.20	151.01	133.77	86.30	45.16	14.15
OD	0.00	0.00	22.57	62.45	123.29	149.49	130.25	86.70	45.01	12.34



H[m]	D[m]	Max lux	Med lux	Alpha=19.1°+27.3°	G=38.0
1.00	1.83	126	31		
2.00	3.66	32	8		
3.00	5.48	14	3		
4.00	7.31	8	2		
5.00	9.14	5	1		

H[m]	D[m]	Max lux	Med lux	Beta=48.5°+47.1°	G=0.0
1.00	2.80	126	31		
2.00	5.60	32	8		
3.00	8.41	14	3		
4.00	11.21	8	2		
5.00	14.01	5	1		