

Luminaire

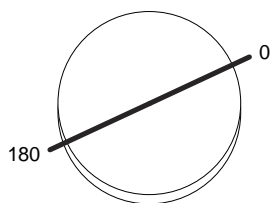
Code T41941NW00
 Name Calument 13 parete - Monoemissione - Narrow - grigio bianco

Measurerm.

Code FTS1400163
 Name Calument 13 parete - Monoemissione - Narrow - grigio bianco

Efficiency	100.00%	Coordinate system	CG	Total Flux	348.08 lm
Maximum value	25257.98 cd/klm	Position	C=0.00 G=0.00	Rotosymmetrical	
Round Luminaire	Diam. 130 mm	Height	352 mm		
Round Luminous Area	Diam. 110 mm	Height	0 mm		
Horizontal Luminous Area	0.009503 m2	Emitting area on Plane 180°	0.000000 m2		
Emitting area on Plane 0°	0.000000 m2	Emitting area on Plane 270°	0.000000 m2		
Emitting area on Plane 90°	0.000000 m2	Glare area at 76°	0.002299 m2		
Date	25-02-2014	Maximum Gamma Angle	90		
Measurement Distance	0.00	Measurement Flux	348.08 lm		
3000K - Imax=25258 cd/Klm - LED Flux=435 lm - LED Power=6.5 W - Eff=80 % - EfcLED=67 lm/W - EfcLum=44 lm/W Ra=80 typ - SDCM=4 - Life=L70(6K)>36300 ore					
C.I.E.	100 100 100 100 100	D DIN 5040	A60		
F UTE	--	B NBN	BZ 1		

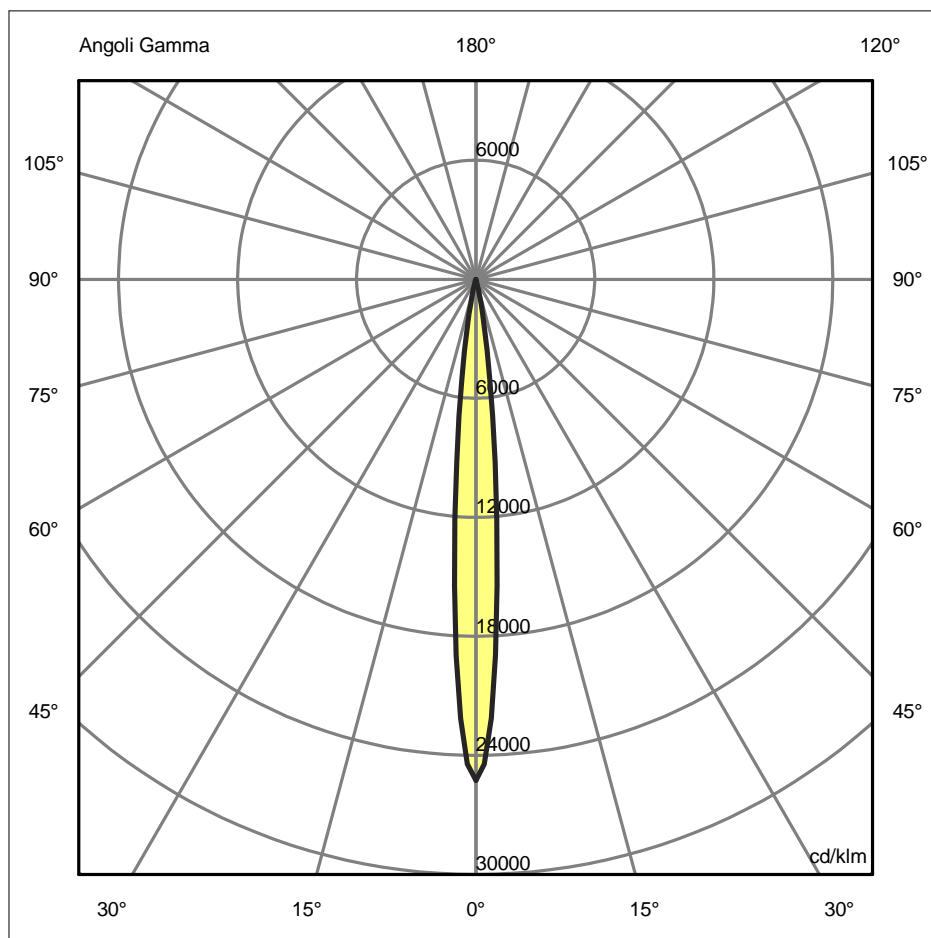
Diam=130mm



Semipiani C

180.0 ——— 0.0

ULOR 0.00 %
 DLOR 100.00 %
 RN 0.00 %



Luminaire

Code T41941NW00
Name Calument 13 parete - Monoemissione - Narrow - grigio bianco

Measurerm.

Code FTS1400163
Name Calument 13 parete - Monoemissione - Narrow - grigio bianco

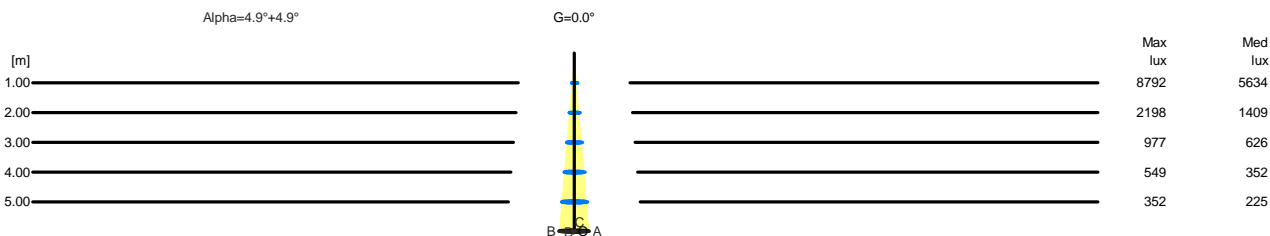
Efficiency	100.00%	Coordinate system	CG	Total Flux	348.08 lm
Maximum value	25257.98 cd/klm	Position	C=0.00 G=0.00	Rotosymmetrical	
Round Luminaire	Diam.	130 mm	Height	352 mm	
Round Luminous Area	Diam.	110 mm	Height	0 mm	
Horizontal Luminous Area	0.009503 m2	Emitting area on Plane 180°		0.000000 m2	
Emitting area on Plane 0°	0.000000 m2	Emitting area on Plane 270°		0.000000 m2	
Emitting area on Plane 90°	0.000000 m2	Glare area at 76°		0.002299 m2	
Date	25-02-2014	Maximum Gamma Angle		90	
Measurement Distance	0.00	Measurement Flux		348.08 lm	
3000K - Imax=25258 cd/Klm - LED Flux=435 lm - LED Power=6.5 W - Eff=80 % - EfcLED=67 lm/W - EfcLum=44 lm/W Ra=80 typ - SDCM=4 - Life=L70(6K)>36300 ore					
C.I.E.	100 100 100 100 100	D DIN 5040		A60	
F UTE	--	B NBN		BZ 1	

Width at 50.00 % of Max Intensity

H[m]	1.00	2.00	3.00	4.00	5.00	H[m]	1.00	2.00	3.00	4.00	5.00
OA	0.08	0.17	0.25	0.34	0.42	OC	0.08	0.17	0.25	0.34	0.42
OB	0.08	0.17	0.25	0.34	0.42	OD	0.08	0.17	0.25	0.34	0.42

Luminous Intensities [cd/klm]

	0	5	15	25	35	45	55	65	75	85
OA	8791.80	4224.93	122.53	0.14	0.00	0.00	0.00	0.00	0.00	0.00
OB	8791.80	4224.93	122.53	0.14	0.00	0.00	0.00	0.00	0.00	0.00
OC	8791.80	4224.93	122.53	0.14	0.00	0.00	0.00	0.00	0.00	0.00
OD	8791.80	4224.93	122.53	0.14	0.00	0.00	0.00	0.00	0.00	0.00



H[m]	D[m]	Max lux	Med lux	Alpha=4.9°+4.9°	G=0.0
1.00	0.17	8792	5634		
2.00	0.34	2198	1409		
3.00	0.51	977	626		
4.00	0.68	549	352		
5.00	0.85	352	225		