

## Luminaire

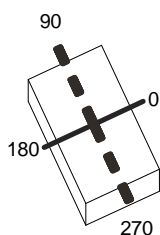
Code T418200W10  
Name CEFISO PALO 40W 3000K grigio antracite

## Measur.

Code FTS0000964  
Name CEFISO PALO 40W 3000K grigio antracite

Efficiency	100.00%	Coordinate system	CG	Total Flux	1730.00 lm	
Maximum value	447.44 cd/klm	Position	C=55.00 G=42.00	Asymmetrical		
Rectangular Luminaire Rectangular Luminous Area	Length Length	330 mm 170 mm	Width Width	195 mm 170 mm	Height Height	60 mm 0 mm
Horizontal Luminous Area Emitting area on Plane 0° Emitting area on Plane 90°	0.028900 m2 0.000000 m2 0.000000 m2		Emitting area on Plane 180° Emitting area on Plane 270° Glare area at 76°	0.000000 m2 0.000000 m2 0.006992 m2		
Date Measurement Distance	10-04-2013 0.00	Maximum Gamma Angle Measurement Flux	90 1730.00 lm			
16 led - 3000K						
C.I.E. F UTE	36 77 97 100 100 1.00 E	D DIN 5040 B NBN	A20 BZ 6 / 1 / BZ 5			

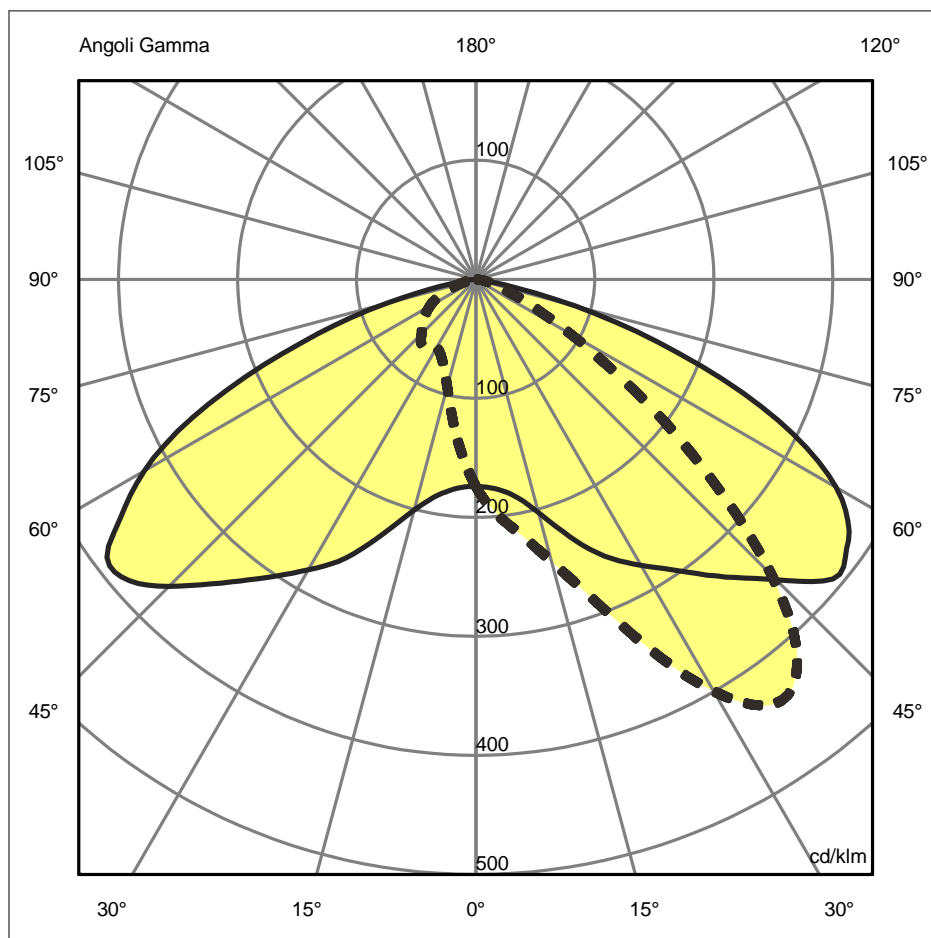
330mm x 195mm



Semipiani C

180.0 ——— 0.0  
270.0 - - - - - 90.0

ULOR 0.00 %  
DLOR 100.00 %  
RN 0.00 %



## Luminaire

Code T418200W10  
Name CEFISO PALO 40W 3000K grigio antracite

## Measurerm.

Code FTS0000964  
Name CEFISO PALO 40W 3000K grigio antracite

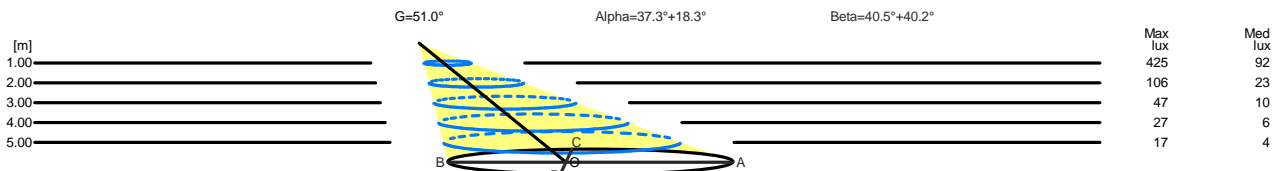
Efficiency	100.00%	Coordinate system	CG	Total Flux	1730.00 lm	
Maximum value	447.44 cd/klm	Position	C=55.00 G=42.00	Asymmetrical		
Rectangular Luminaire	Length	330 mm	Width	195 mm	Height	60 mm
Rectangular Luminous Area	Length	170 mm	Width	170 mm	Height	0 mm
Horizontal Luminous Area	0.028900 m2	Emitting area on Plane 180°		0.000000 m2		
Emitting area on Plane 0°	0.000000 m2	Emitting area on Plane 270°		0.000000 m2		
Emitting area on Plane 90°	0.000000 m2	Glare area at 76°		0.006992 m2		
Date	10-04-2013	Maximum Gamma Angle	90			
Measurement Distance	0.00	Measurement Flux	1730.00 lm			
16 led - 3000K						
C.I.E.	36 77 97 100 100	D DIN 5040	A20			
F UTE	1.00 E	B NBN	BZ 6 / 1 / BZ 5			

### Width at 50.00 % of Max Intensity

H[m]	1.00	2.00	3.00	4.00	5.00	H[m]	1.00	2.00	3.00	4.00	5.00
OA	1.41	2.82	4.22	5.63	7.04	OC	1.36	2.71	4.07	5.42	6.78
OB	0.99	1.98	2.98	3.97	4.96	OD	1.34	2.69	4.03	5.38	6.72

### Luminous Intensities [ cd/klm]

	0	5	15	25	35	45	55	65	75	85
OA	301.02	304.93	350.72	443.90	517.48	616.90	661.14	484.61	149.73	5.68
OB	301.02	304.53	347.21	446.44	528.83	631.00	641.76	428.23	133.48	7.83
OC	301.02	341.92	424.13	589.90	754.30	608.49	280.66	86.90	26.03	4.31
OD	301.02	250.12	160.69	120.76	118.21	111.17	89.64	57.15	18.01	0.39



H[m]	D[m]	Max lux	Med lux	Alpha=37.3°+18.3°	G=51.0
1.00	2.40	425	92		
2.00	4.80	106	23		
3.00	7.20	47	10		
4.00	9.60	27	6		
5.00	12.00	17	4		

H[m]	D[m]	Max lux	Med lux	Beta=40.2°+40.5°	G=0.0
1.00	2.70	425	92		
2.00	5.40	106	23		
3.00	8.10	47	10		
4.00	10.80	27	6		
5.00	13.50	17	4		