

## Luminaire

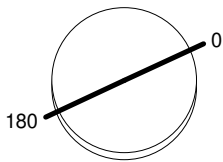
Code NL4203218K006  
 Name Everything 55 square adjustable 20° - cornice bianca - 3000K

## Measurem.

Code FTS1500321  
 Name Everything 55 square adjustable 20° - cornice bianca - 3000K

Luminaire Flux	476.00 lm	Luminaire Power	6.40 W	Efficacy	74.37 lm/W	Efficiency	100.00%
Sources Flux	476.00 lm	Maximum value	8058.19 cd/klm	Position	C=0.00 G=0.00	CG	Rotosymmetrical
Round Luminaire		Diam.	55 mm	Height	78 mm		
Round Luminous Area		Diam.	35 mm	Height	0 mm		
Horizontal Luminous Area			0.000962 m2	Emitting area on Plane 180°			0.000000 m2
Emitting area on Plane 0°			0.000000 m2	Emitting area on Plane 270°			0.000000 m2
Emitting area on Plane 90°			0.000000 m2	Glare area at 76°			0.000233 m2
Coordinate system		CG		Symmetry Type			Rotosymmetrical
Date		17-02-2015		Maximum Gamma Angle			90
Measurement Distance		0.00		Measurement Flux			476.00 lm
3000K - I <sub>max</sub> =8058 cd/klm - LED Flux=566 lm - LED Power=6.4 W - Eff=84 % - EfcLED=89 lm/W - EfcLum=75 lm/W Ra=80 min - SDCM=2 - Life=L70(6K)>51,400 ore							
C.I.E.	100	100	100	100	D DIN 5040	A60	
F UTE	--				B NBN	BZ 1	

Diam=55mm



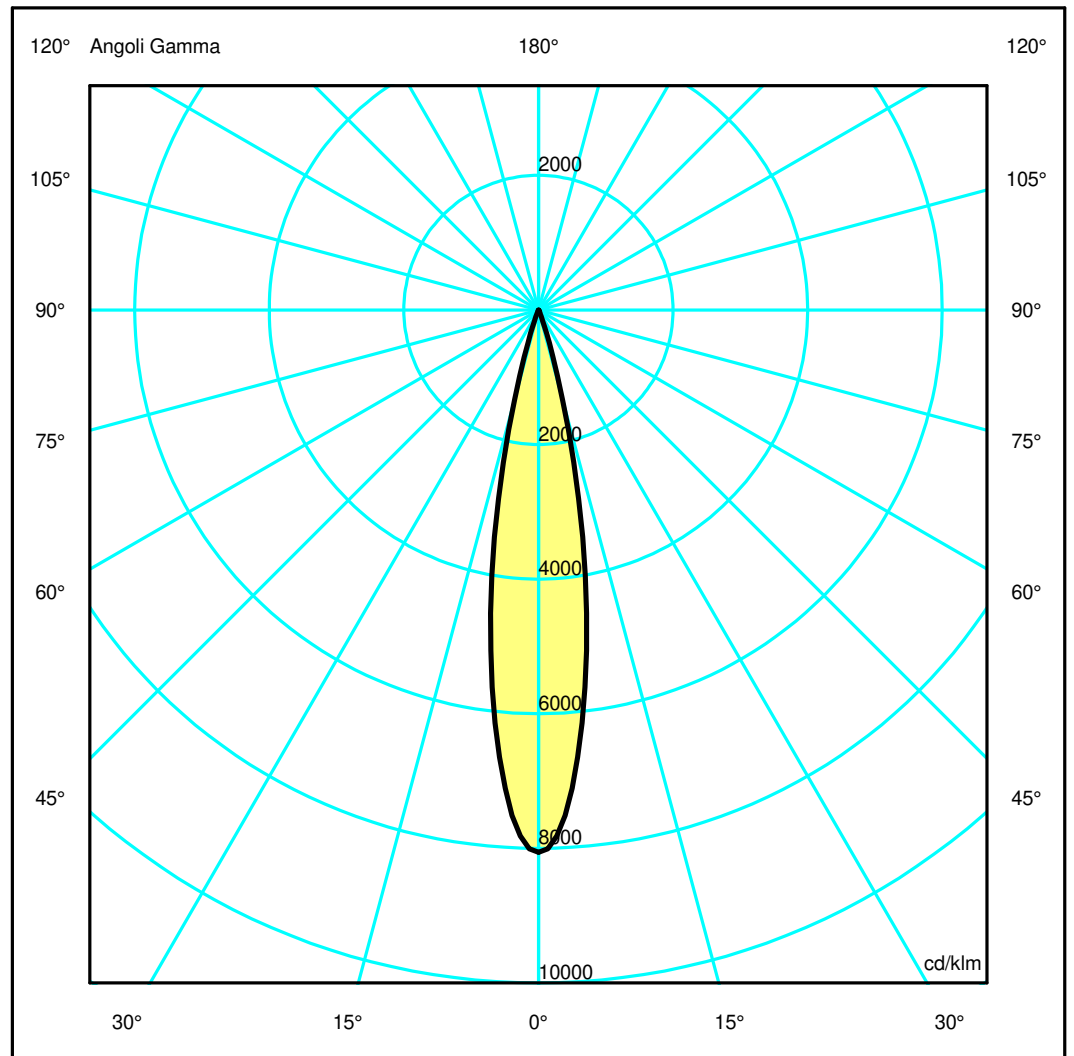
Semipiani C

180.0 ——— 0.0

ULOR 0.00 %

DLOR 100.00 %

RN 0.00 %



## Luminaire

Code NL4203218K006  
 Name Everything 55 square adjustable 20° - cornice bianca - 3000K

## Measurem.

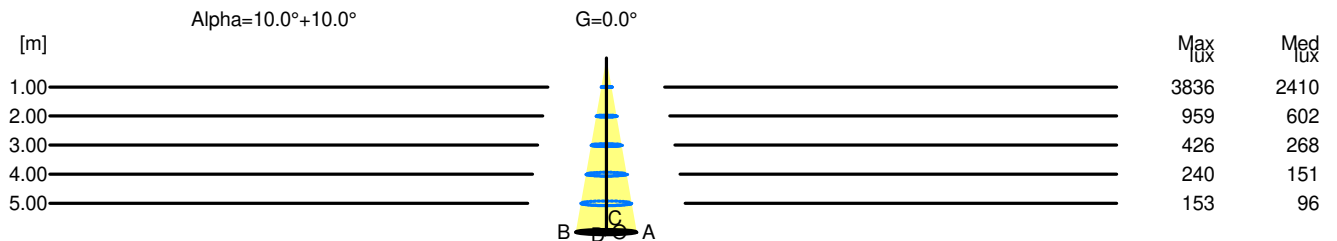
Code FTS1500321  
 Name Everything 55 square adjustable 20° - cornice bianca - 3000K

Luminaire Flux	476.00 lm	Luminaire Power	6.40 W	Efficacy	74.37 lm/W	Efficiency	100.00%
Sources Flux	476.00 lm	Maximum value	8058.19 cd/klm	Position	C=0.00 G=0.00	CG	Rotosymmetrical
Round Luminaire		Diam.	55 mm	Height	78 mm		
Round Luminous Area		Diam.	35 mm	Height	0 mm		
Horizontal Luminous Area		0.000962 m2		Emitting area on Plane 180°		0.000000 m2	
Emitting area on Plane 0°		0.000000 m2		Emitting area on Plane 270°		0.000000 m2	
Emitting area on Plane 90°		0.000000 m2		Glare area at 76°		0.000233 m2	
Coordinate system		CG		Symmetry Type		Rotosymmetrical	
Date		17-02-2015		Maximum Gamma Angle		90	
Measurement Distance		0.00		Measurement Flux		476.00 lm	
3000K - Imax=8058 cd/klm - LED Flux=566 lm - LED Power=6.4 W - Eff=84 % - EfcLED=89 lm/W - EfcLum=75 lm/W Ra=80 min - SDCM=2 - Life=L70(6K)>51,400 ore							
C.I.E.	100	100	100	100	D DIN 5040	A60	
F UTE	--				B NBN	BZ 1	

Width at 50.00 % of Max Intensity

H[m]	1.00	2.00	3.00	4.00	5.00	H[m]	1.00	2.00	3.00	4.00	5.00
OA	0.18	0.35	0.53	0.70	0.88	OC	0.18	0.35	0.53	0.70	0.88
OB	0.18	0.35	0.53	0.70	0.88	OD	0.18	0.35	0.53	0.70	0.88

	Luminous Intensities [ cd/klm ]									
	0	5	15	25	35	45	55	65	75	85
OA	3835.70	3174.12	658.58	27.74	2.54	0.00	0.00	0.00	0.00	0.00
OB	3835.70	3174.12	658.58	27.74	2.54	0.00	0.00	0.00	0.00	0.00
OC	3835.70	3174.12	658.58	27.74	2.54	0.00	0.00	0.00	0.00	0.00
OD	3835.70	3174.12	658.58	27.74	2.54	0.00	0.00	0.00	0.00	0.00



H[m]	D[m]	Max lux	Med lux	Alpha=10.0°+10.0°	G=0.0
1.00	0.35	3836	2410		
2.00	0.70	959	602		
3.00	1.05	426	268		
4.00	1.40	240	151		
5.00	1.75	153	96		