

Luminaire

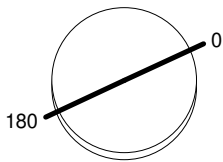
Code NL4204234K004
 Name Everything 55 700mA square34° - cornice nera - 3000K

Measurem.

Code FTS1500363
 Name Everything 55 700mA square34° - cornice nera - 3000K

Luminaire Flux	566.00 lm	Luminaire Power	8.50 W	Efficacy	66.59 lm/W	Efficiency	100.00%
Sources Flux	566.00 lm	Maximum value	2862.06 cd/klm	Position	C=0.00 G=0.00	CG	Rotosymmetrical
Round Luminaire		Diam.	55 mm	Height	78 mm		
Round Luminous Area		Diam.	35 mm	Height	0 mm		
Horizontal Luminous Area			0.000962 m2	Emitting area on Plane 180°			0.000000 m2
Emitting area on Plane 0°			0.000000 m2	Emitting area on Plane 270°			0.000000 m2
Emitting area on Plane 90°			0.000000 m2	Glare area at 76°			0.000233 m2
Coordinate system		CG		Symmetry Type			Rotosymmetrical
Date		16-02-2015		Maximum Gamma Angle			90
Measurement Distance		0.00		Measurement Flux			566.00 lm
3000K - I _{max} =2862 cd/klm - LED Flux=755 lm - LED Power=8.5 W - Eff=75 % - EfcLED=89 lm/W - EfcLum=69 lm/W Ra=80 min - SDCM=2 - Life=L70(6K)>51,400 ore							
C.I.E.	100	100	100	100	D DIN 5040	A60	
F UTE	--				B NBN	BZ 1	

Diam=55mm



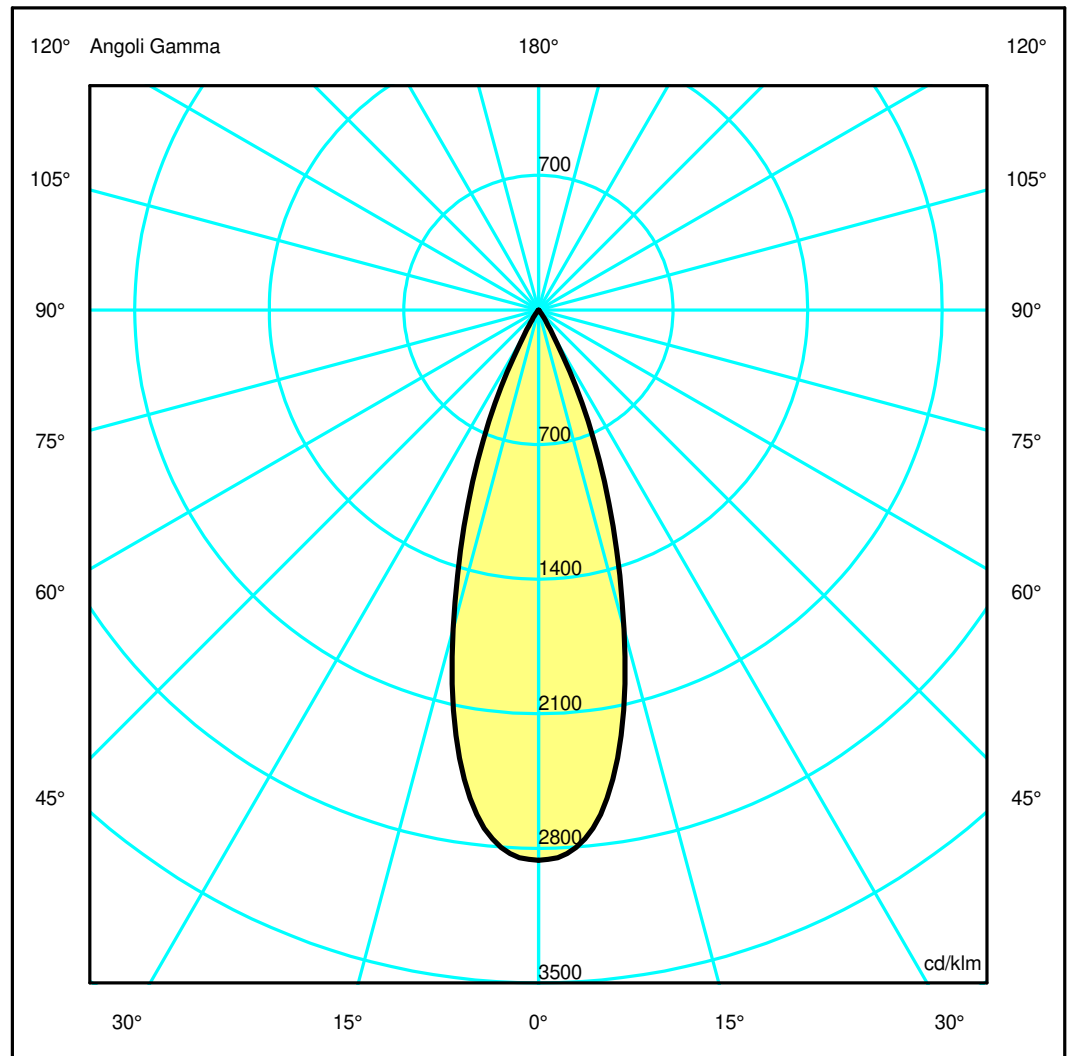
Semipiani C

180.0 ——— 0.0

ULOR 0.00 %

DLOR100.00 %

RN 0.00 %



Luminaire

Code NL4204234K004
 Name Everything 55 700mA square34° - cornice nera - 3000K

Measurement

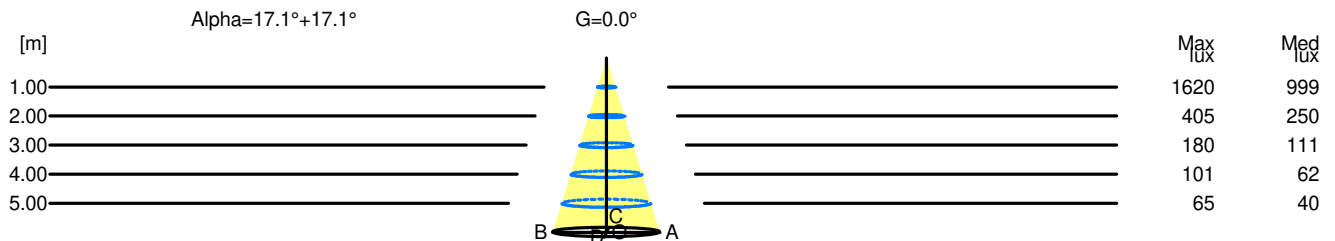
Code FTS1500363
 Name Everything 55 700mA square34° - cornice nera - 3000K

Luminaire Flux	566.00 lm	Luminaire Power	8.50 W	Efficacy	66.59 lm/W	Efficiency	100.00%
Sources Flux	566.00 lm	Maximum value	2862.06 cd/klm	Position	C=0.00 G=0.00	CG	Rotosymmetrical
Round Luminaire		Diam.	55 mm	Height	78 mm		
Round Luminous Area		Diam.	35 mm	Height	0 mm		
Horizontal Luminous Area		0.000962 m2		Emitting area on Plane 180°		0.000000 m2	
Emitting area on Plane 0°		0.000000 m2		Emitting area on Plane 270°		0.000000 m2	
Emitting area on Plane 90°		0.000000 m2		Glare area at 76°		0.000233 m2	
Coordinate system		CG		Symmetry Type		Rotosymmetrical	
Date		16-02-2015		Maximum Gamma Angle		90	
Measurement Distance		0.00		Measurement Flux		566.00 lm	
3000K - Imax=2862 cd/klm - LED Flux=755 lm - LED Power=8.5 W - Eff=75 % - EfcLED=89 lm/W - EfcLum=69 lm/W Ra=80 min - SDCM=2 - Life=L70(6K)>51,400 ore							
C.I.E.	100	100	100	100	D DIN 5040	A60	
F UTE	--				B NBN	BZ 1	

Width at 50.00 % of Max Intensity

H[m]	1.00	2.00	3.00	4.00	5.00	H[m]	1.00	2.00	3.00	4.00	5.00
OA	0.31	0.62	0.92	1.23	1.54	OC	0.31	0.62	0.92	1.23	1.54
OB	0.31	0.62	0.92	1.23	1.54	OD	0.31	0.62	0.92	1.23	1.54

	Luminous Intensities [cd/klm]									
	0	5	15	25	35	45	55	65	75	85
OA	1619.92	1562.82	971.98	302.72	27.36	0.33	0.00	0.00	0.00	0.00
OB	1619.92	1562.82	971.98	302.72	27.36	0.33	0.00	0.00	0.00	0.00
OC	1619.92	1562.82	971.98	302.72	27.36	0.33	0.00	0.00	0.00	0.00
OD	1619.92	1562.82	971.98	302.72	27.36	0.33	0.00	0.00	0.00	0.00



H[m]	D[m]	Max lux	Med lux	Alpha=17.1°+17.1°	G=0.0
1.00	0.62	1620	999		
2.00	1.23	405	250		
3.00	1.85	180	111		
4.00	2.46	101	62		
5.00	3.08	65	40		