

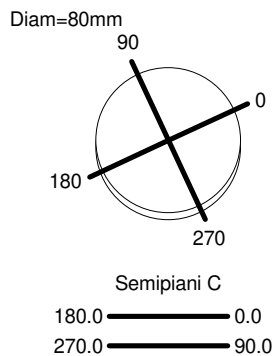
Luminaire

Code M278615_30°
Name EVERY 80 RD OR LED 3000K 2X9° M/N_30°

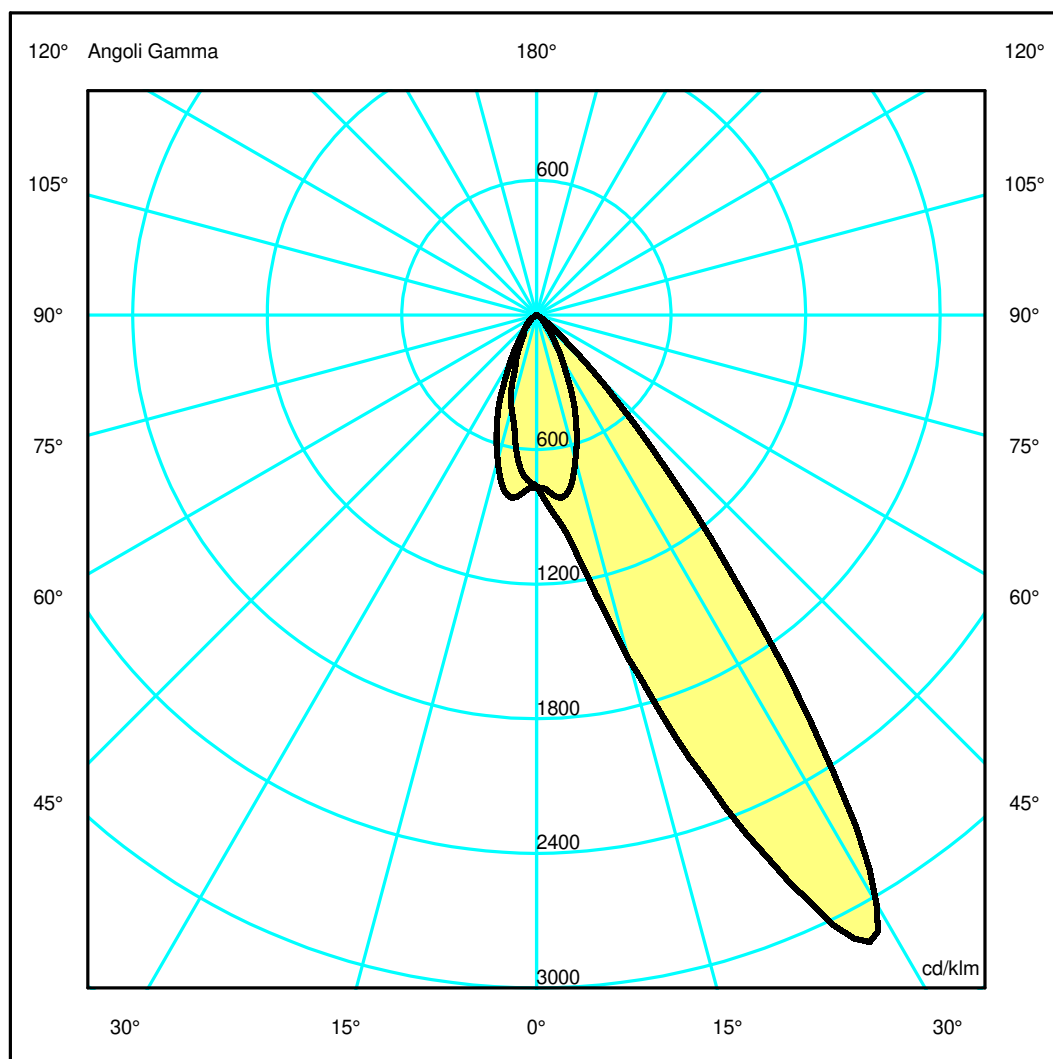
Measurement

Code FTS2400180.
Name EVERY 80 RD OR LED 3000K 2X9° M/N_30°

Luminaire Flux	1140 lm	Luminaire Power	10.0 W	Efficacy	114.000 lm/W	Efficiency	100.00%
Source Flux	1140 lm	Maximum value	3165.25 cd/klm	Position	C=0.00 G=28.00	CG	Sym. on planes 0-180
Round Luminaire		Diam.	80 mm	Height	115 mm		
Round Luminous Area		Diam.	60 mm	Height	0 mm		
Horizontal Luminous Area			0.002827 m2	Emitting area on Plane 180°			0.000000 m2
Emitting area on Plane 0°			0.000000 m2	Emitting area on Plane 270°			0.000000 m2
Emitting area on Plane 90°			0.000000 m2	Glare area at 76°			0.000684 m2
Coordinate system		CG		Symmetry Type		Sym. on planes 0-180	
Date		20-05-2024		Maximum Gamma Angle		180	
Measurement Distance		0.00		Measurement Flux		1140 lm	
LED Flux=1556lm LED Power=10W Eff=73% EfcLed=156lm/W EfcLum=114lm/W CCT=3000K Ra=90 R9=50 SDCM=3 L70(9k)=50000h							
C.I.E.	90 100 100 100 100			D DIN 5040	A60		
F UTE	1.00 A			B NBN	BZ 1		



ULOR 0.03 %
DLOR 99.97 %
RN 0.03 %



Luminaire

Code M278615_30°
Name EVERY 80 RD OR LED 3000K 2X9° M/N_30°

Measurment.

Code FTS2400180.
Name EVERY 80 RD OR LED 3000K 2X9° M/N_30°

Luminaire Flux	1140 lm	Luminaire Power	10.0 W	Efficacy	114.000 lm/W	Efficiency	100.00%
Source Flux	1140 lm	Maximum value	3165.25 cd/klm	Position	C=0.00 G=28.00	CG	Sym. on planes 0-180
Round Luminaire		Diam.	80 mm	Height	115 mm		
Round Luminous Area		Diam.	60 mm	Height	0 mm		
Horizontal Luminous Area			0.002827 m2	Emitting area on Plane 180°			0.000000 m2
Emitting area on Plane 0°			0.000000 m2	Emitting area on Plane 270°			0.000000 m2
Emitting area on Plane 90°			0.000000 m2	Glare area at 76°			0.000684 m2
Coordinate system		CG		Symmetry Type			Sym. on planes 0-180
Date		20-05-2024		Maximum Gamma Angle			180
Measurement Distance		0.00		Measurement Flux			1140 lm

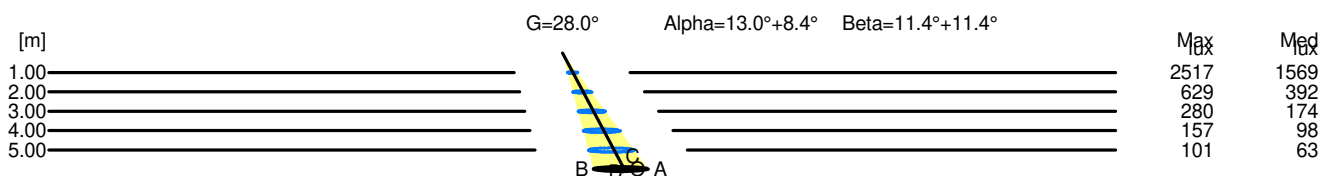
LED Flux=1556lm LED Power=10W Eff=73% EfcLed=156lm/W EfcLum=114lm/W CCT=3000K Ra=90 R9=50 SDCM=3 L70(9k)=50000h

C.I.E.	90 100 100 100 100	D DIN 5040	A60
F UTE	1.00 A	B NBN	BZ 1

Width at 50.00 % of Max Intensity

H[m]	1.00	2.00	3.00	4.00	5.00	H[m]	1.00	2.00	3.00	4.00	5.00
OA	0.21	0.41	0.62	0.82	1.03	OC	0.23	0.46	0.69	0.92	1.14
OB	0.26	0.53	0.79	1.06	1.32	OD	0.23	0.46	0.69	0.92	1.14

	Luminous Intensities [cd/klm]									
	0	5	15	25	35	45	55	65	75	85
OA	873.82	1017.92	1810.88	3294.60	2210.85	415.95	59.66	4.95	0.33	0.26
OB	873.82	811.62	491.63	243.04	109.10	73.17	35.76	0.00	0.00	0.00
OC	873.82	914.41	762.92	402.54	151.54	55.65	32.60	0.62	0.38	0.36
OD	873.82	914.41	762.92	402.54	151.54	55.65	32.60	0.62	0.38	0.36



H[m]	D[m]	Max lux	Med lux	Alpha=13.0°+8.4°	G=28.0
1.00	0.47	2517	1569		
2.00	0.94	629	392		
3.00	1.41	280	174		
4.00	1.88	157	98		
5.00	2.35	101	63		

H[m]	D[m]	Max lux	Med lux	Beta=11.4°+11.4°	G=0.0
1.00	0.46	2517	1569		
2.00	0.92	629	392		
3.00	1.37	280	174		
4.00	1.83	157	98		
5.00	2.29	101	63		