

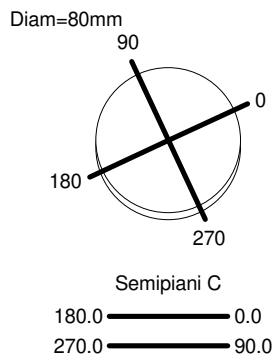
Luminaire

Code M278825_30°
Name EVERY 80 RD OR LED 3000K 2X14° M/B_30°

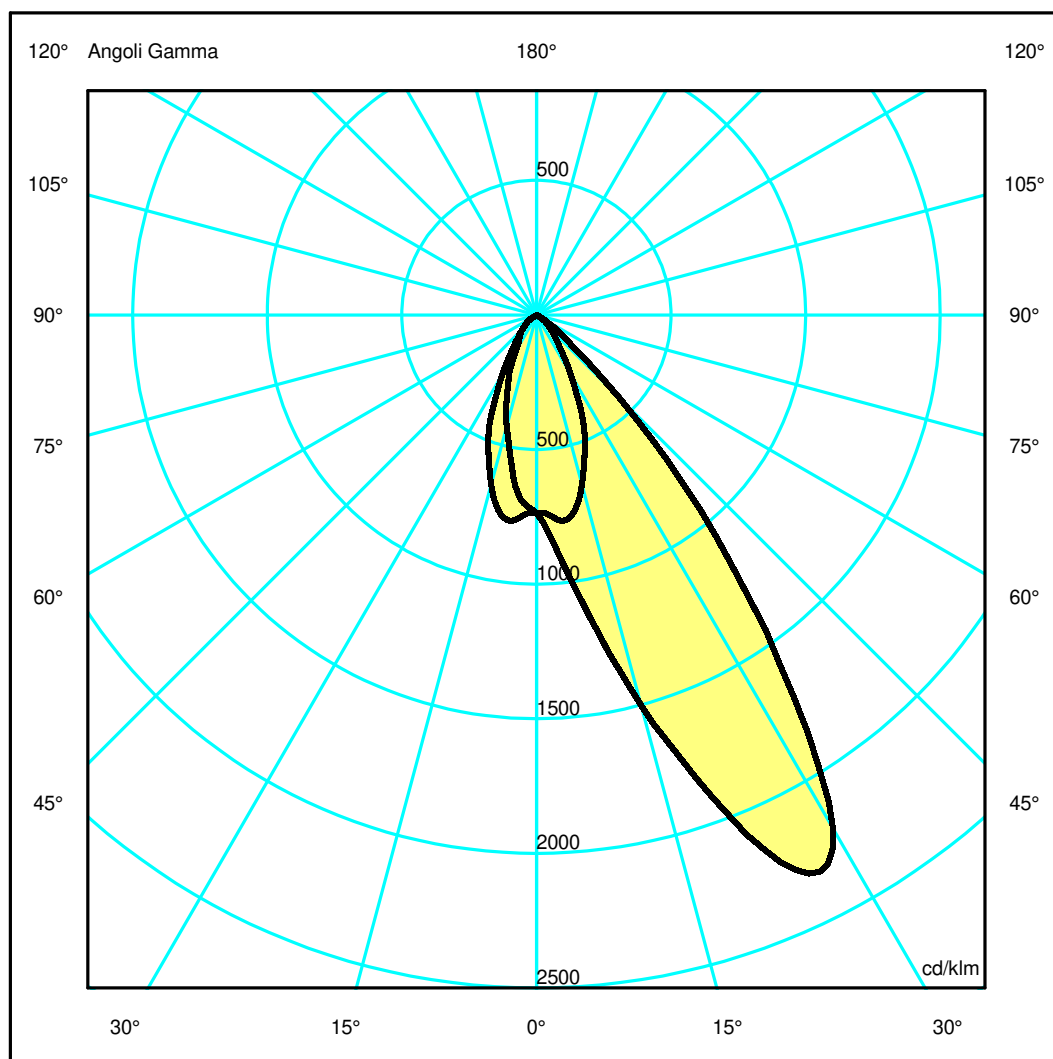
Measurum.

Code FTS2400181.
Name EVERY 80 RD OR LED 3000K 2X14° M/B_30°

Luminaire Flux	1077 lm	Luminaire Power	10.0 W	Efficacy	107.700 lm/W	Efficiency	100.00%
Source Flux	1077 lm	Maximum value	2321.20 cd/klm	Position	C=0.00 G=27.00	CG	Sym. on planes 0-180
Round Luminaire		Diam.	80 mm	Height	115 mm		
Round Luminous Area		Diam.	60 mm	Height	0 mm		
Horizontal Luminous Area			0.002827 m2	Emitting area on Plane 180°			0.000000 m2
Emitting area on Plane 0°			0.000000 m2	Emitting area on Plane 270°			0.000000 m2
Emitting area on Plane 90°			0.000000 m2	Glare area at 76°			0.000684 m2
Coordinate system		CG		Symmetry Type		Sym. on planes 0-180	
Date		20-05-2024		Maximum Gamma Angle		180	
Measurement Distance		0.00		Measurement Flux		1077 lm	
LED Flux=1556lm LED Power=10W Eff=69% EfcLed=156lm/W EfcLum=108lm/W CCT=3000K Ra=90 R9=50 SDCM=3 L70(9k)=50000h							
C.I.E.	88 100 100 100 100			D DIN 5040	A60		
F UTE	1.00 A			B NBN	BZ 1		



ULOR 0.03 %
DLOR 99.97 %
RN 0.03 %



Luminaire

Code M278825_30°
Name EVERY 80 RD OR LED 3000K 2X14° M/B_30°

Measurment.

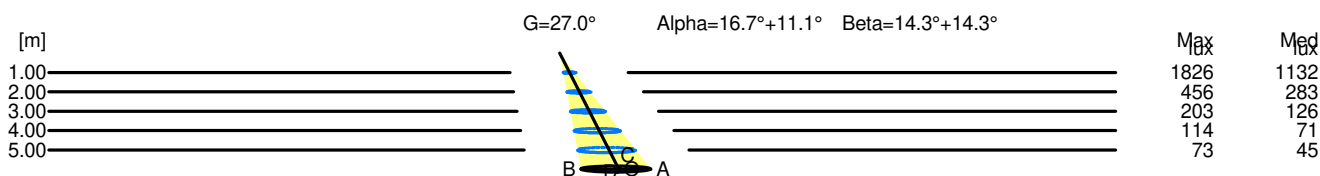
Code FTS2400181.
Name EVERY 80 RD OR LED 3000K 2X14° M/B_30°

Luminaire Flux	1077 lm	Luminaire Power	10.0 W	Efficacy	107.700 lm/W	Efficiency	100.00%
Source Flux	1077 lm	Maximum value	2321.20 cd/klm	Position	C=0.00 G=27.00	CG	Sym. on planes 0-180
Round Luminaire		Diam.	80 mm	Height	115 mm		
Round Luminous Area		Diam.	60 mm	Height	0 mm		
Horizontal Luminous Area			0.002827 m2	Emitting area on Plane 180°			0.000000 m2
Emitting area on Plane 0°			0.000000 m2	Emitting area on Plane 270°			0.000000 m2
Emitting area on Plane 90°			0.000000 m2	Glare area at 76°			0.000684 m2
Coordinate system		CG		Symmetry Type			Sym. on planes 0-180
Date		20-05-2024		Maximum Gamma Angle			180
Measurement Distance		0.00		Measurement Flux			1077 lm
LED Flux=1556lm LED Power=10W Eff=69% EfcLed=156lm/W EfcLum=108lm/W CCT=3000K Ra=90 R9=50 SDCM=3 L70(9k)=50000h							
C.I.E.	88 100 100 100 100			D DIN 5040	A60		
F UTE	1.00 A			B NBN	BZ 1		

Width at 50.00 % of Max Intensity

H[m]	1.00	2.00	3.00	4.00	5.00	H[m]	1.00	2.00	3.00	4.00	5.00
OA	0.28	0.55	0.83	1.10	1.38	OC	0.29	0.57	0.86	1.15	1.43
OB	0.33	0.65	0.98	1.31	1.64	OD	0.29	0.57	0.86	1.15	1.43

	Luminous Intensities [cd/klm]									
	0	5	15	25	35	45	55	65	75	85
OA	792.82	946.26	1614.98	2448.15	1684.16	467.73	74.33	6.91	0.38	0.26
OB	792.82	739.12	462.46	261.84	120.02	76.70	41.42	0.00	0.00	0.00
OC	792.82	814.74	701.60	419.62	172.10	78.19	34.55	0.74	0.45	0.36
OD	792.82	814.74	701.60	419.62	172.10	78.19	34.55	0.74	0.45	0.36



H[m]	D[m]	Max lux	Med lux	Alpha=16.7°+11.1°	G=27.0
1.00	0.60	1826	1132		
2.00	1.20	456	283		
3.00	1.81	203	126		
4.00	2.41	114	71		
5.00	3.01	73	45		

H[m]	D[m]	Max lux	Med lux	Beta=14.3°+14.3°	G=0.0
1.00	0.57	1826	1132		
2.00	1.15	456	283		
3.00	1.72	203	126		
4.00	2.29	114	71		
5.00	2.86	73	45		