

Luminaire

Code M279015_30°
Name EVERY 80 RD OR LED 3000K 2X22° M/N_30°

Measurerm.

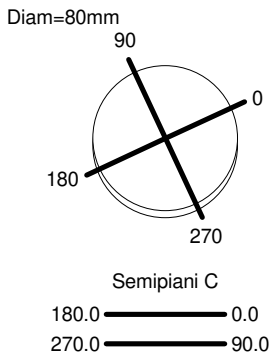
Code FTS2400182.
Name EVERY 80 RD OR LED 3000K 2X22° M/N_30°

Luminaire Flux	919 lm	Luminaire Power	10.0 W	Efficacy	91.900 lm/W	Efficiency	100.00%
Source Flux	919 lm	Maximum value	1147.12 cd/klm	Position	C=0.00 G=26.00	CG	Sym. on planes 0-180
Round Luminaire		Diam.	80 mm	Height	115 mm		
Round Luminous Area		Diam.	60 mm	Height	0 mm		
Horizontal Luminous Area			0.002827 m2	Emitting area on Plane 180°			0.000000 m2
Emitting area on Plane 0°			0.000000 m2	Emitting area on Plane 270°			0.000000 m2
Emitting area on Plane 90°			0.000000 m2	Glare area at 76°			0.000684 m2
Coordinate system		CG		Symmetry Type		Sym. on planes 0-180	
Date		20-05-2024		Maximum Gamma Angle		180	
Measurement Distance		0.00		Measurement Flux		919 lm	

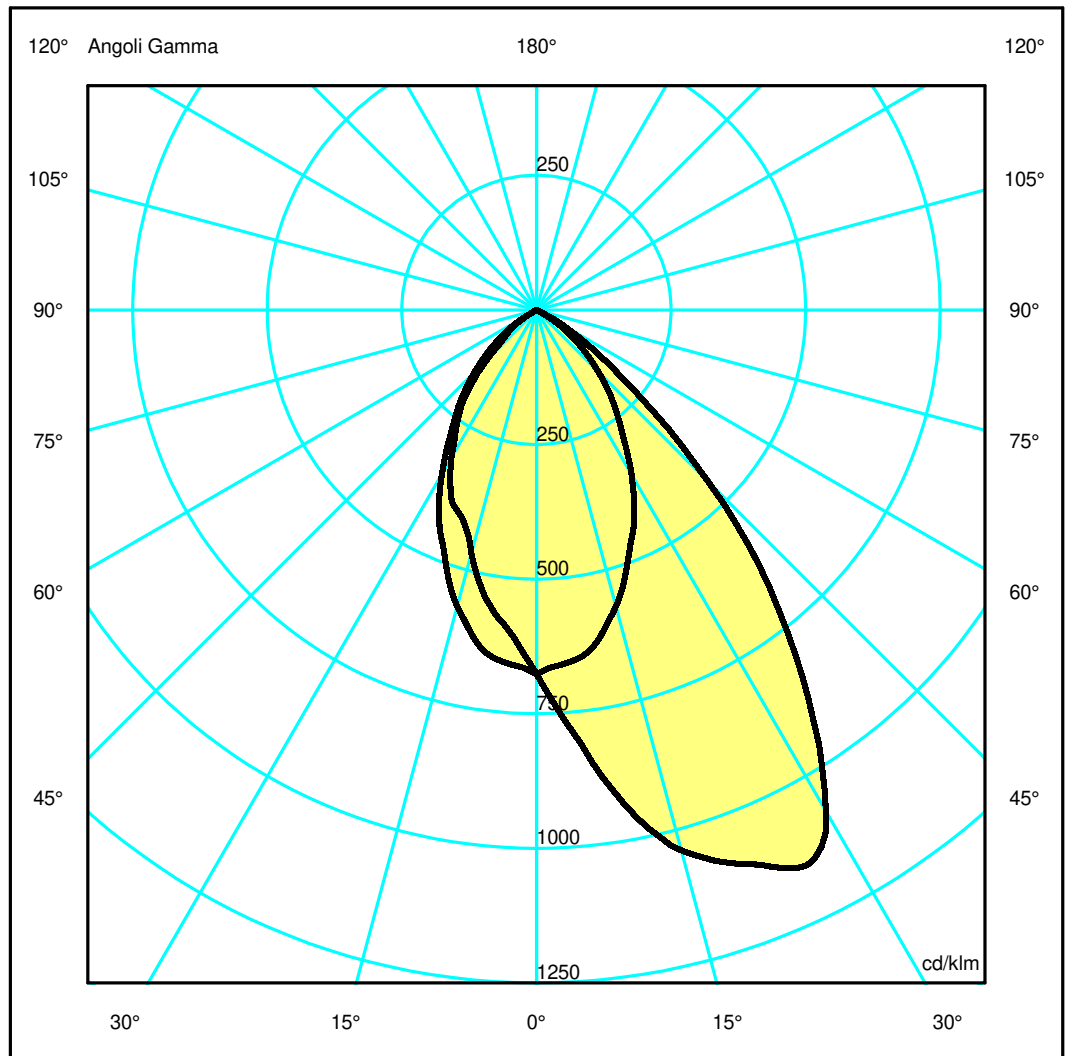
LED Flux=1556lm LED Power=10W Eff=59% EfcLed=156lm/W EfcLum=92lm/W CCT=3000K Ra=90 R9=50 SDCM=3 L70(9k)=50000h

C.I.E. 79 99 100 100 100
F UTE 1.00 B

D DIN 5040 A60
B NBN BZ 1



ULOR 0.06 %
DLOR 99.94 %
RN 0.06 %



Luminaire

Code M279015_30°
Name EVERY 80 RD OR LED 3000K 2X22° M/N_30°

Measurment.

Code FTS2400182.
Name EVERY 80 RD OR LED 3000K 2X22° M/N_30°

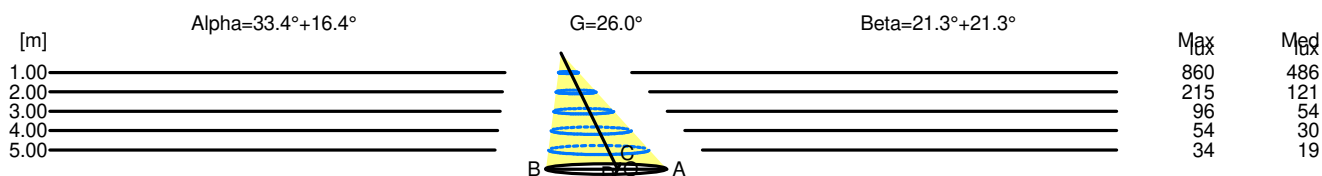
Luminaire Flux	919 lm	Luminaire Power	10.0 W	Efficacy	91.900 lm/W	Efficiency	100.00%
Source Flux	919 lm	Maximum value	1147.12 cd/klm	Position	C=0.00 G=26.00	CG	Sym. on planes 0-180
Round Luminaire		Diam.	80 mm	Height	115 mm		
Round Luminous Area		Diam.	60 mm	Height	0 mm		
Horizontal Luminous Area		0.002827 m2		Emitting area on Plane 180°		0.000000 m2	
Emitting area on Plane 0°		0.000000 m2		Emitting area on Plane 270°		0.000000 m2	
Emitting area on Plane 90°		0.000000 m2		Glare area at 76°		0.000684 m2	
Coordinate system		CG		Symmetry Type		Sym. on planes 0-180	
Date		20-05-2024		Maximum Gamma Angle		180	
Measurement Distance		0.00		Measurement Flux		919 lm	
LED Flux=1556lm LED Power=10W Eff=59% EfcLed=156lm/W EfcLum=92lm/W CCT=3000K Ra=90 R9=50 SDCM=3 L70(9k)=50000h							
C.I.E.	79 99 100 100 100			D DIN 5040	A60		
F UTE	1.00 B			B NBN	BZ 1		

Width at 50.00 % of Max Intensity

H[m]	1.00	2.00	3.00	4.00	5.00	H[m]	1.00	2.00	3.00	4.00	5.00
OA	0.42	0.85	1.27	1.70	2.12	OC	0.43	0.87	1.30	1.73	2.17
OB	0.62	1.23	1.85	2.47	3.08	OD	0.43	0.87	1.30	1.73	2.17

Luminous Intensities [cd/klm]

	0	5	15	25	35	45	55	65	75	85
OA	621.46	725.28	954.65	1051.22	809.10	414.29	120.16	13.73	0.86	0.45
OB	621.46	548.72	430.05	346.17	236.86	122.49	46.69	0.00	0.00	0.00
OC	621.46	604.30	523.48	393.41	254.53	149.96	60.13	2.61	1.96	0.70
OD	621.46	604.30	523.48	393.41	254.53	149.96	60.13	2.61	1.96	0.70



H[m]	D[m]	Max lux	Med lux	Alpha=33.4°+16.4°	G=26.0
1.00	1.04	860	486		
2.00	2.08	215	121		
3.00	3.12	96	54		
4.00	4.16	54	30		
5.00	5.21	34	19		

H[m]	D[m]	Max lux	Med lux	Beta=21.3°+21.3°	G=0.0
1.00	0.87	860	486		
2.00	1.73	215	121		
3.00	2.60	96	54		
4.00	3.47	54	30		
5.00	4.34	34	19		