

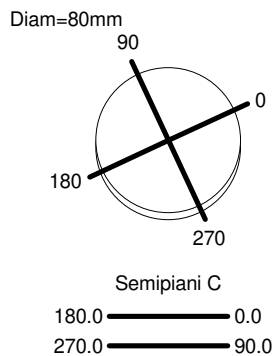
Luminaire

Code M252805_30°
Name EVERYT 80 RD OR TS LED3000K 2X9° N_30°

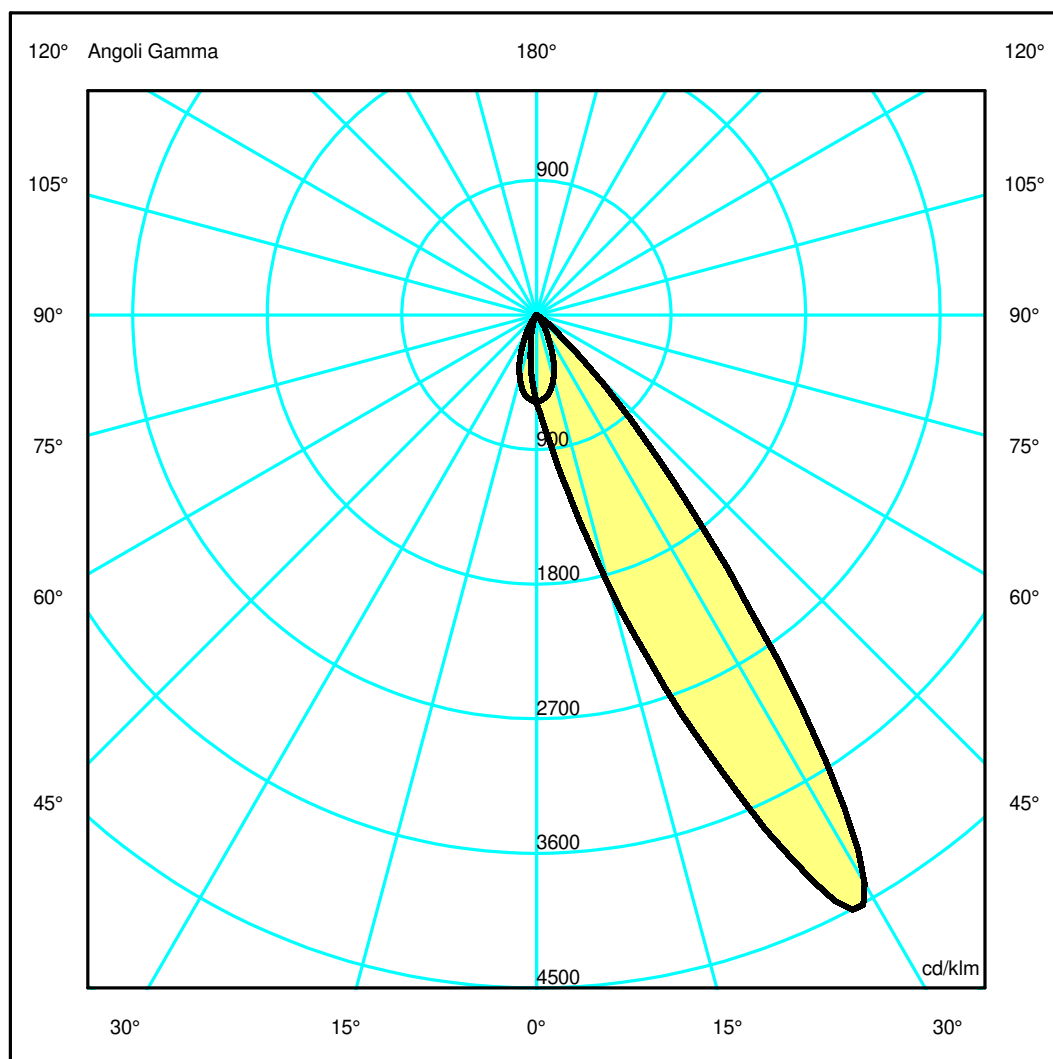
Measurement

Code FTS2400204.
Name EVERYT 80 RD OR TS LED3000K 2X9° N_30°

Luminaire Flux	748 lm	Luminaire Power	10.0 W	Efficacy	74.800 lm/W	Efficiency	100.00%
Source Flux	748 lm	Maximum value	4507.98 cd/klm	Position	C=0.00 G=29.00	CG	Sym. on planes 0-180
Round Luminaire		Diam.	80 mm	Height	115 mm		
Round Luminous Area		Diam.	60 mm	Height	0 mm		
Horizontal Luminous Area			0.002827 m2	Emitting area on Plane 180°			0.000000 m2
Emitting area on Plane 0°			0.000000 m2	Emitting area on Plane 270°			0.000000 m2
Emitting area on Plane 90°			0.000000 m2	Glare area at 76°			0.000684 m2
Coordinate system		CG		Symmetry Type		Sym. on planes 0-180	
Date		20-05-2024		Maximum Gamma Angle		180	
Measurement Distance		0.00		Measurement Flux		748 lm	
LED Flux=1556lm LED Power=10W Eff=48% EfcLed=156lm/W EfcLum=75lm/W CCT=3000K Ra=90 R9=50 SDCM=3 L70(9k)=50000h							
C.I.E.	92 100 100 100 100			D DIN 5040	A60		
F UTE	1.00 A			B NBN	BZ 1		



ULOR 0.03 %
DLOR 99.97 %
RN 0.03 %



Luminaire

Code M252805_30°
Name EVERYT 80 RD OR TS LED3000K 2X9° N_30°

Measurerm.

Code FTS2400204.
Name EVERYT 80 RD OR TS LED3000K 2X9° N_30°

Luminaire Flux	748 lm	Luminaire Power	10.0 W	Efficacy	74.800 lm/W	Efficiency	100.00%
Source Flux	748 lm	Maximum value	4507.98 cd/klm	Position	C=0.00 G=29.00	CG	Sym. on planes 0-180
Round Luminaire		Diam.	80 mm	Height	115 mm		
Round Luminous Area		Diam.	60 mm	Height	0 mm		
Horizontal Luminous Area		0.002827 m2		Emitting area on Plane 180°		0.000000 m2	
Emitting area on Plane 0°		0.000000 m2		Emitting area on Plane 270°		0.000000 m2	
Emitting area on Plane 90°		0.000000 m2		Glare area at 76°		0.000684 m2	
Coordinate system		CG		Symmetry Type		Sym. on planes 0-180	
Date		20-05-2024		Maximum Gamma Angle		180	
Measurement Distance		0.00		Measurement Flux		748 lm	

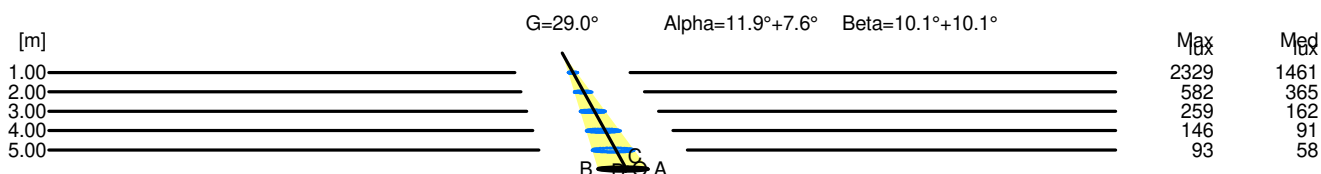
LED Flux=1556lm LED Power=10W Eff=48% EfcLed=156lm/W EfcLum=75lm/W CCT=3000K Ra=90 R9=50 SDCM=3 L70(9k)=50000h

C.I.E.	92 100 100 100 100	D DIN 5040	A60
F UTE	1.00 A	B NBN	BZ 1

Width at 50.00 % of Max Intensity

H[m]	1.00	2.00	3.00	4.00	5.00	H[m]	1.00	2.00	3.00	4.00	5.00
OA	0.19	0.37	0.56	0.75	0.94	OC	0.20	0.41	0.61	0.82	1.02
OB	0.25	0.49	0.74	0.99	1.23	OD	0.20	0.41	0.61	0.82	1.02

	Luminous Intensities [cd/klm]									
	0	5	15	25	35	45	55	65	75	85
OA	437.12	600.74	1411.08	2979.75	2108.09	391.83	50.41	2.61	0.31	0.21
OB	437.12	296.50	105.42	32.58	13.80	6.14	3.85	0.00	0.00	0.00
OC	437.12	419.59	325.37	160.27	51.70	12.72	3.53	0.99	0.40	0.24
OD	437.12	419.59	325.37	160.27	51.70	12.72	3.53	0.99	0.40	0.24



H[m]	D[m]	Max lux	Med lux	Alpha=11.9°+7.6°	G=29.0
1.00	0.43	2329	1461		
2.00	0.87	582	365		
3.00	1.30	259	162		
4.00	1.73	146	91		
5.00	2.17	93	58		

H[m]	D[m]	Max lux	Med lux	Beta=10.1°+10.1°	G=0.0
1.00	0.41	2329	1461		
2.00	0.82	582	365		
3.00	1.22	259	162		
4.00	1.63	146	91		
5.00	2.04	93	58		