

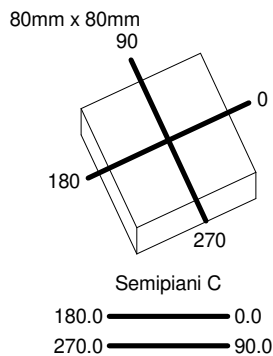
Luminaire

Code M274205_30°
Name EVERY 80 SQ TS OR LED 3000K 2X9° M_30°

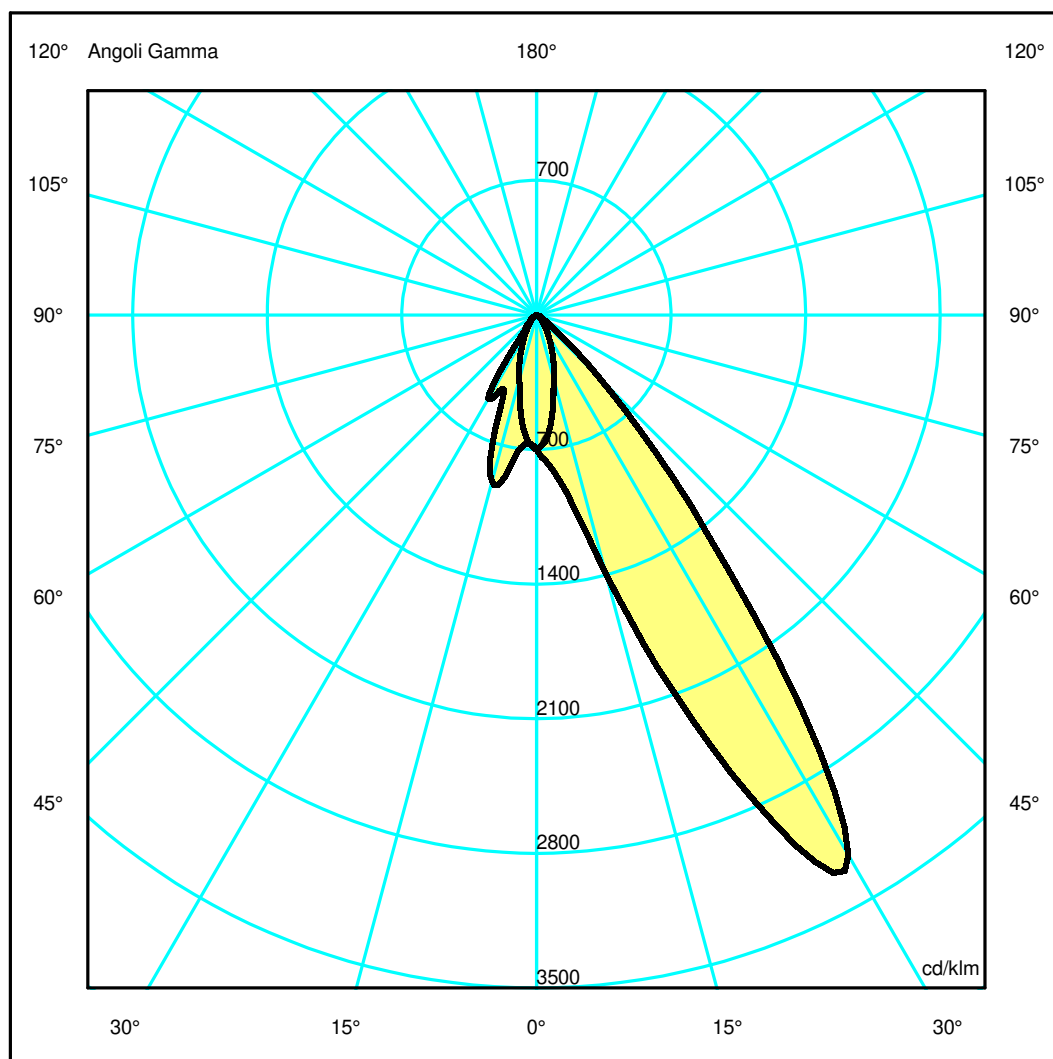
Measurement

Code FTS2400183.
Name EVERY 80 SQ TS OR LED 3000K 2X9° M_30°

Luminaire Flux	1158 lm	Luminaire Power	10.0 W	Efficacy	115.800 lm/W	Efficiency	100.00%
Source Flux	1158 lm	Maximum value	3306.36 cd/klm	Position	C=0.00 G=29.00	CG	Sym. on planes 0-180
Rectangular Luminaire		Length	80 mm	Width	80 mm	Height	115 mm
Rectangular Luminous Area		Length	60 mm	Width	60 mm	Height	0 mm
Horizontal Luminous Area	0.003600 m2			Emitting area on Plane 180°	0.000000 m2		
Emitting area on Plane 0°	0.000000 m2			Emitting area on Plane 270°	0.000000 m2		
Emitting area on Plane 90°	0.000000 m2			Glare area at 76°	0.000871 m2		
Coordinate system	CG			Symmetry Type	Sym. on planes 0-180		
Date	20-05-2024			Maximum Gamma Angle	180		
Measurement Distance	0.00			Measurement Flux	1158 lm		
LED Flux=1556lm LED Power=10W Eff=74% EfcLed=156lm/W EfcLum=116lm/W CCT=3000K Ra=90 R9=50 SDCM=3 L70(9k)=50000h							
C.I.E.	87 99 100 100 100			D DIN 5040	A60		
F UTE	1.00 A			B NBN	BZ 1		



ULOR 0.03 %
DLOR 99.97 %
RN 0.03 %



Luminaire

Code M274205_30°
Name EVERY 80 SQ TS OR LED 3000K 2X9° M_30°

Measurem.

Code FTS2400183.
Name EVERY 80 SQ TS OR LED 3000K 2X9° M_30°

Luminaire Flux	1158 lm	Luminaire Power	10.0 W	Efficacy	115.800 lm/W	Efficiency	100.00%
Source Flux	1158 lm	Maximum value	3306.36 cd/klm	Position	C=0.00 G=29.00	CG Sym. on planes 0-180	
Rectangular Luminaire		Length	80 mm	Width	80 mm	Height	115 mm
Rectangular Luminous Area		Length	60 mm	Width	60 mm	Height	0 mm
Horizontal Luminous Area		0.003600 m2		Emitting area on Plane 180°		0.000000 m2	
Emitting area on Plane 0°		0.000000 m2		Emitting area on Plane 270°		0.000000 m2	
Emitting area on Plane 90°		0.000000 m2		Glare area at 76°		0.000871 m2	
Coordinate system		CG		Symmetry Type		Sym. on planes 0-180	
Date		20-05-2024		Maximum Gamma Angle		180	
Measurement Distance		0.00		Measurement Flux		1158 lm	

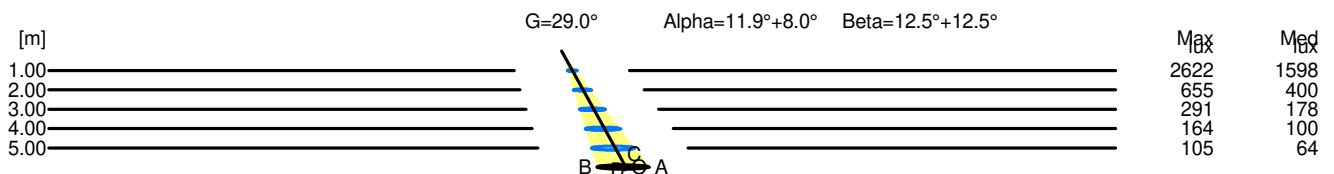
LED Flux=1556lm LED Power=10W Eff=74% EfcLed=156lm/W EfcLum=116lm/W CCT=3000K Ra=90 R9=50 SDCM=3 L70(9k)=50000h

C.I.E.	87 99 100 100 100	D DIN 5040	A60
F UTE	1.00 A	B NBN	BZ 1

Width at 50.00 % of Max Intensity

H[m]	1.00	2.00	3.00	4.00	5.00	H[m]	1.00	2.00	3.00	4.00	5.00
OA	0.20	0.40	0.60	0.80	1.00	OC	0.25	0.51	0.76	1.02	1.27
OB	0.25	0.49	0.74	0.99	1.23	OD	0.25	0.51	0.76	1.02	1.27

	Luminous Intensities [cd/klm]									
	0	5	15	25	35	45	55	65	75	85
OA	811.12	911.10	1609.50	3362.65	2526.73	534.69	83.84	26.30	0.62	0.33
OB	811.12	779.03	1037.64	492.14	234.21	63.71	40.71	0.00	0.00	0.00
OC	811.12	735.64	403.39	207.41	94.38	46.23	18.36	0.66	0.42	0.35
OD	811.12	735.64	403.39	207.41	94.38	46.23	18.36	0.66	0.42	0.35



H[m]	D[m]	Max lux	Med lux	Alpha=11.9°+8.0°	G=29.0
1.00	0.45	2622	1598		
2.00	0.89	655	400		
3.00	1.34	291	178		
4.00	1.79	164	100		
5.00	2.24	105	64		

H[m]	D[m]	Max lux	Med lux	Beta=12.5°+12.5°	G=0.0
1.00	0.51	2622	1598		
2.00	1.02	655	400		
3.00	1.52	291	178		
4.00	2.03	164	100		
5.00	2.54	105	64		