

Luminaire

Code M254800
Name EVERYT 80 SQ FI TS LED3000K 2X14° B

Measurem.

Code FTS1602239-A
Name EVERYT 80 SQ FI TS LED3000K 2X14° B

Luminaire Flux	1208 lm	Luminaire Power	10.0 W	Efficacy	120.800 lm/W	Efficiency	100.00%
Source Flux	1208 lm	Maximum value	2331.41 cd/klm	Position	C=0.00 G=0.00	CG	Rotosymmetrical
Rectangular Luminaire		Length	80 mm	Width	80 mm	Height	115 mm
Rectangular Luminous Area		Length	60 mm	Width	60 mm	Height	0 mm
Horizontal Luminous Area		0.003600 m2		Emitting area on Plane 180°		0.000000 m2	
Emitting area on Plane 0°		0.000000 m2		Emitting area on Plane 270°		0.000000 m2	
Emitting area on Plane 90°		0.000000 m2		Glare area at 76°		0.000871 m2	
Coordinate system		CG		Symmetry Type		Rotosymmetrical	
Date		20-05-2024		Maximum Gamma Angle		180	
Measurement Distance		0.00		Measurement Flux		1208 lm	

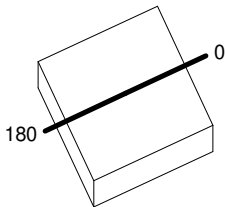
LED Flux=1556lm LED Power=10W Eff=78% EfcLed=156lm/W EfcLum=121lm/W CCT=3000K Ra=90 R9=50 SDCM=3 L70(9k)=50000h

C.I.E. 88 95 99 100 100
F UTE 1.00 A

D DIN 5040
B NBN

A60
BZ 1

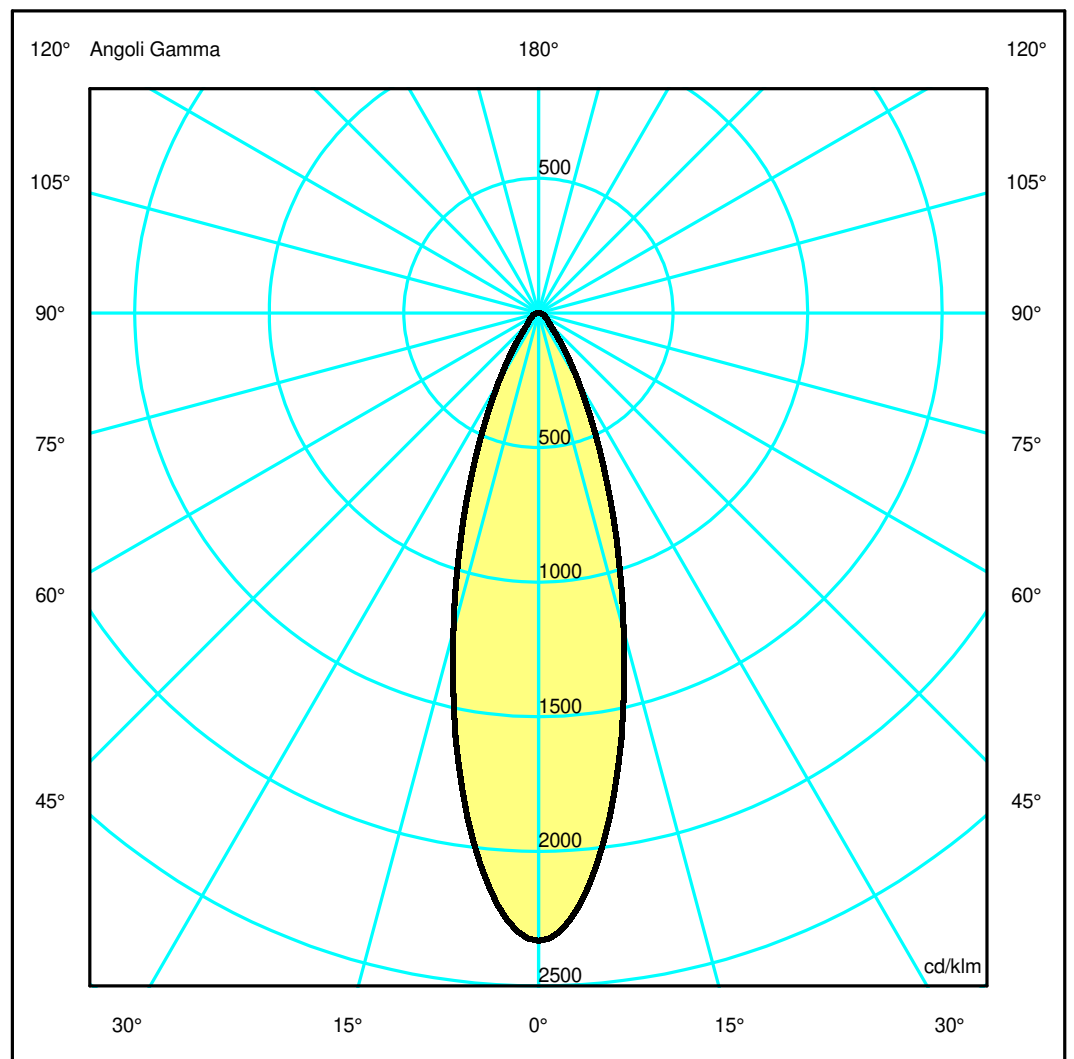
80mm x 80mm



Semipiani C

180.0 ——— 0.0

ULOR 0.00 %
DLOR100.00 %
RN 0.00 %



Luminaire

Code M254800
Name EVERYT 80 SQ FI TS LED3000K 2X14° B

Measurerm.

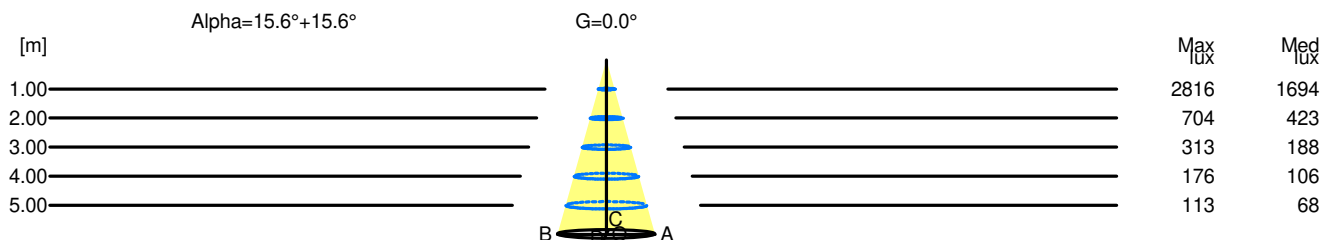
Code FTS1602239-A
Name EVERYT 80 SQ FI TS LED3000K 2X14° B

Luminaire Flux	1208 lm	Luminaire Power	10.0 W	Efficacy	120.800 lm/W	Efficiency	100.00%
Source Flux	1208 lm	Maximum value	2331.41 cd/klm	Position	C=0.00 G=0.00	CG	Rotosymmetrical
Rectangular Luminaire		Length	80 mm	Width	80 mm	Height	115 mm
Rectangular Luminous Area		Length	60 mm	Width	60 mm	Height	0 mm
Horizontal Luminous Area		0.003600 m2		Emitting area on Plane 180°		0.000000 m2	
Emitting area on Plane 0°		0.000000 m2		Emitting area on Plane 270°		0.000000 m2	
Emitting area on Plane 90°		0.000000 m2		Glare area at 76°		0.000871 m2	
Coordinate system		CG		Symmetry Type		Rotosymmetrical	
Date		20-05-2024		Maximum Gamma Angle		180	
Measurement Distance		0.00		Measurement Flux		1208 lm	
LED Flux=1556lm LED Power=10W Eff=78% EfcLed=156lm/W EfcLum=121lm/W CCT=3000K Ra=90 R9=50 SDCM=3 L70(9k)=50000h							
C.I.E.	88 95 99 100 100			D DIN 5040	A60		
F UTE	1.00 A			B NBN	BZ 1		

Width at 50.00 % of Max Intensity

H[m]	1.00	2.00	3.00	4.00	5.00	H[m]	1.00	2.00	3.00	4.00	5.00
OA	0.28	0.56	0.84	1.12	1.40	OC	0.28	0.56	0.84	1.12	1.40
OB	0.28	0.56	0.84	1.12	1.40	OD	0.28	0.56	0.84	1.12	1.40

	Luminous Intensities [cd/klm]									
	0	5	15	25	35	45	55	65	75	85
OA	2816.34	2579.83	1478.23	611.00	206.42	72.04	45.62	30.53	18.12	5.75
OB	2816.34	2579.83	1478.23	611.00	206.42	72.04	45.62	30.53	18.12	5.75
OC	2816.34	2579.83	1478.23	611.00	206.42	72.04	45.62	30.53	18.12	5.75
OD	2816.34	2579.83	1478.23	611.00	206.42	72.04	45.62	30.53	18.12	5.75



H[m]	D[m]	Max lux	Med lux	Alpha=15.6°+15.6°	G=0.0
1.00	0.56	2816	1694		
2.00	1.12	704	423		
3.00	1.68	313	188		
4.00	2.24	176	106		
5.00	2.80	113	68		